

# 2016-17 IUPUI JAGUARS BASKETBALL



## SCHEDULE/RESULTS (11-17, 7-9 SUMMIT)

Date	Opponent	Result/Time
Nov. 4	#St. Joseph's College	W, 87-74
Nov. 11	at Eastern Kentucky	L, 87-97
Nov. 13	^at Michigan	L, 65-77
Nov. 18	^Howard	W, 77-55
Nov. 19	^Eastern Michigan	W, 83-71
Nov. 22	^at Marquette	L, 79-104
Nov. 26	at SIUE	L, 58-61
Nov. 30	at Illinois State	L, 63-77
Dec. 3	at Ball State	W, 73-62
Dec. 6	at Illinois	L, 77-85
Dec. 10	at Miami (Ohio)	L, 68-71
Dec. 12	Urbana	W, 109-67
Dec. 17	at Southern Utah	W, 101-81
Dec. 20	at Northwestern	L, 65-87
Dec. 28	Marian	W, 81-60
Dec. 31	*Western Illinois	W, 89-71
Jan. 5	*at North Dakota State	L, 89-93
Jan. 7	*at South Dakota	L, 74-85
Jan. 11	*Omaha	L, 71-79
Jan. 14	*at Oral Roberts	W, 91-85
Jan. 18	*South Dakota State	W, 85-83 (ot)
Jan. 21	*Denver	L, 74-78
Jan. 25	*at Fort Wayne	L, 73-103
Jan. 28	*at Western Illinois	L, 69-78
Feb. 1	*North Dakota State	W, 86-81 (ot)
Feb. 8	*at Omaha	W, 89-78
Feb. 11	*Oral Roberts	L, 68-74
Feb. 15	*at South Dakota State	L, 67-81
Feb. 19	*at Denver	W, 83-72
Feb. 23	*Fort Wayne	W, 83-82
Feb. 25	*South Dakota	L, 85-92
Mar. 4	vs. North Dakota State	9:30 pm
Mar. 6	Summit League Semis	9:30 pm
Mar. 7	Summit League Finals	tba

# denotes exhibition  
 ^ part of 2K Classic (campus sites)  
 \* denotes Summit League games  
 & denotes Summit League Tournament games

## MEDIA COVERAGE

**TV:** MidcoSN/ESPN3  
**Video Stream:** ESPN3; WatchESPN  
**Radio:** Fox Sports 97.5 FM, 1260 WNDE  
 Morgan Adcock (pxp)  
**Live Stats:** IUPUIJags.com  
**Twitter:** @IUPUIJaguars / @IUPUIMensBball

## MBB CONTACT

**Ed Holdaway - IUPUI Assistant AD**  
**Email:** eholdawa@iupui.edu  
**Twitter:** @EdHoldaway  
**Cell:** 317-908-2645

## '03 NCAA TOURNAMENT, 2010 CBI

#2 NORTH DAKOTA ST. (19-10) vs.

#7 IUPUI (13-17)

Saturday, Mar. 4, 2017 - 8:30 p.m. Central (9:30 Eastern) - Sioux Falls, S.D. / Sanford PREMIER Center (12,000)

## ABOUT THE SERIES




**All-Time Record:** North Dakota State leads 12-9

**Last Meeting:** Feb. 1, 2017 - IUPUI 86, North Dakota State 81 (ot) (Indianapolis)

**Streak:** IUPUI has won 1

**Gardner vs. Foe:** 2-5

## THE JAGUARS



### PROBABLE STARTERS (based on last game)

No.	Name	Yr.	Pos.	Ht.	Hometown	PPG	RPG	APG	FG%	3FG%	FT%
0	Darell Combs	Sr.	G	6-2	Chicago, Ill.	16.8	2.3	2.9	.423	.335	.758
5	Kellon Thomas	Sr.	G	5-11	Indianapolis, Ind.	9.6	2.1	2.8	.349	.349	.904
15	Matt O'Leary	Sr.	F	6-8	Terre Haute, Ind.	14.2	6.2	2.3	.508	.461	.730
22	D.J. McCall	So.	G	6-6	Fort Wayne, Ind.	4.7	5.1	1.6	.409	.278	.575
45	Aaron Brennan	Jr.	F	6-6	Noblesville, Ind.	8.2	3.2	0.8	.505	.480	.756
OFF THE BENCH											
1	T.J. Henderson	So.	G	6-0	Indianapolis, Ind.	5.8	1.4	1.7	.467	.420	.773
11	Josh James	Sr.	F/C	6-9	Cedar Lake, Ind.	1.6	2.3	0.0	.462	---	.765
12	Chad Hudson	Fr.	G	5-11	Jeffersonville, Ind.	0.4	0.4	0.3	.250	.333	.000
20	Grant Sinn	So.	G	6-2	Spencerville, Ind.	0.5	0.2	0.0	.167	.167	---
24	Evan Hall	So.	F	6-7	Hindman, Ky.	7.6	5.4	0.5	.588	---	.379
25	Ron Patterson	Jr.	G	6-2	Indianapolis, Ind.	9.7	2.5	2.0	.454	.412	.700
33	Giovanni Fraser	Fr.	F	6-8	Coral Springs, Fla.	1.3	1.0	0.0	.429	---	.429
35	Noah Thomas	R-Fr.	F/C	6-9	Whitestown, Ind.	0.8	0.7	0.0	.200	.000	.750

## QUICK HITTERS

- IUPUI enters the postseason as the No. 7 seed, seeking to break a five-year winless spell in The Summit League Tournament. The Jags last tourney win came in 2011 when the No. 3 seeded Jags beat UMKC in the quarters.
- Senior **Matt O'Leary** was recently voted 3rd Team CoSIDA Academic All-America, becoming the first in program history to earn the award. O'Leary maintains a 3.81 GPA while studying in the prestigious Kelley School of Business.
- Seniors **Darell Combs** and **Matt O'Leary** collected postseason honors, both being voted honorable mention All-Summit League. Combs finished the regular season ranked eighth in the league in scoring and tenth in assists. O'Leary ranked among the league leaders in eight different categories, including scoring, rebounding and assists.
- IUPUI had five different players score 20 points or more since the start of Summit League play. That group includes **Darell Combs**, **Kellon Thomas**, **Matt O'Leary**, **D.J. McCall** and **Evan Hall**. Two others - **Aaron Brennan** and **Ron Patterson** - have each had games of at least 18 points in league play.
- IUPUI capped the non-conference slate at 6-8 overall - the six wins were the most in non-conference play since the 2011-12 squad went 7-7 to start the year. That team closed the non-conference schedule with four straight wins including over Western Kentucky, Ball State and Valparaiso.
- Before Christmas, IUPUI posted back-to-back 100-point games for the first time since January 1995. They are the first 100-point games in Head Coach **Jason Gardner's** three years with the program.
- IUPUI won the Indianapolis Subregional of the 2K Classic, capturing home wins over Howard (77-55) and Eastern Michigan (83-71). Junior **Ron Patterson** was named Subregional MVP (16.0 ppg, 9-of-17 3's).
- This marks the 45th season of IUPUI basketball and the 19th the Jaguars have competed at the NCAA Division I level. IUPUI won the program's 250th game at the D1 level against Urbana on Dec. 12.
- Head Coach **Jason Gardner** is the 8th head coach in program history and is in his 3rd year at the helm. The former Indiana Mr. Basketball and Arizona-star enters today with an all-time career record (22-26 in the Summit).
- Determined to rebuild the program with Indiana kids, Gardner has stayed true to his word as 13 of the team's 17 players hail from the Hoosier State. Five (**T.J. Henderson**, **Anthony Jones**, **Ron Patterson**, **Nick Rogers** and **Kellon Thomas**) are from Indianapolis.
- IUPUI will continue to rely heavily on the transfer market this year as the team's top four scorers (Combs, Patterson, K. Thomas & **Matt O'Leary**) came to IUPUI via transfer.

## 2016-17 ROSTER

### NUMERIC ROSTER

##	Name	Pos.	Ht.	Wt.	Yr.	Hometown/High School (Previous)
0	Darell Combs	G	6-2	195	Sr.	Chicago, Ill./Thornwood (Eastern Michigan)
1	T.J. Henderson	G	6-0	160	So.	Indianapolis, Ind./Scecina
2	Anthony Jones <sup>^</sup>	G	6-5	210	Fr.	Indianapolis, Ind./Speedway
5	Kellon Thomas	G	5-11	190	Gr.	Indianapolis, Ind./Southport (Kent State)
10	Nick Rogers #	G	6-1	170	So.	Indianapolis, Ind./Traders Point Academy (Toledo)
11	Josh James	F/C	6-9	225	Sr.	Cedar Lake, Ind./Andrean/Quakerdale [Iowa] Prep
12	Chad Hudson	G	5-11	175	Fr.	Jeffersonville, Ind./Don Bosco Prep
15	Matt O'Leary	F	6-8	225	Sr.	Terre Haute, Ind./Terre Haute North Vigo (Loyola)
20	Grant Sinn	G	6-2	180	So.	Spencerville, Ind./Fort Wayne Canterbury (North Park)
22	D.J. McCall	G	6-6	190	So.	Fort Wayne, Ind./Concordia Lutheran
24	Evan Hall	F	6-7	200	So.	Hindman, Ky./Knott County Central
25	Ron Patterson	G	6-2	200	Jr.	Indianapolis, Ind./Broad Ripple (Syracuse)
32	Elyjah Goss <sup>^</sup>	F	6-7	190	Fr.	Bolingbrook, Ill./Plainfield East
33	Giovanni Fraser	F	6-8	235	Fr.	Coral Springs, Fla./Coral Springs Charter
35	Noah Thomas	F/C	6-9	235	R-Fr.	Whitestown, Ind./Bridgton [Maine] Academy
40	Evan Borgman <sup>^</sup>	F	6-9	205	Fr.	Batesville, Ind./Jac-Cen-Del
45	Aaron Brennan	F	6-6	225	Jr.	Noblesville, Ind./Guerin Catholic

# will sit out the 2016-17 season as a Division I transfer; <sup>^</sup> expected to redshirt the 2016-17 season

### COACHING STAFF

<p><b>Head Coach:</b> Jason Gardner</p> <p><b>Alma Mater:</b> Arizona, '11</p> <p><b>Career Record:</b> (36-57; 3rd season)</p> <p><b>IUPUI Record:</b> (36-57; 3rd season)</p> <p><b>Summit Record:</b> (22-26; 3rd season)</p> <p><b>Associate Head Coach:</b> Matt Crenshaw</p> <p><b>Alma Mater:</b> IUPUI, 04</p> <p><b>Assistant Coach:</b> Scott Gillespie</p> <p><b>Alma Mater:</b> Ripon College, '11</p> <p><b>Assistant Coach:</b> Roy Hairston</p> <p><b>Alma Mater:</b> Purdue, '97</p> <p><b>Senior Advisor:</b> Andy Fagan</p> <p><b>Alma Mater:</b> Indiana, '01</p> <p><b>Strength Coach:</b> Jason Quarles</p> <p><b>Alma Mater:</b> IUPUI, '12</p> <p><b>Athletic Trainer:</b> Emily Nibbelink</p> <p><b>Alma Mater:</b> Kansas, '05</p>
-------------------------------------------------------------------------------------------------------------------------------------------------------------------------------------------------------------------------------------------------------------------------------------------------------------------------------------------------------------------------------------------------------------------------------------------------------------------------------------------------------------------------------------------------------------------------------------------------------------------------------------------------------------------------------------------------------------------------------------------------------------

### PRONUNCIATION GUIDE

**DARELL** Combs (duh-RELL)

## RADIO / TV ROSTER



**#0 - DARELL COMBS**  
6-2 // Sr. // G  
Chicago, Ill.




**#1 - T.J. HENDERSON**  
6-0 // So. // G  
Indianapolis, Ind.




**#2 - ANTHONY JONES**  
6-5 // Fr. // G  
Indianapolis, Ind.



**#5 - KELLON THOMAS**  
5-11 // Gr. // G  
Indianapolis, Ind.




**#10 - NICK ROGERS**  
6-1 // So. // G  
Indianapolis, Ind.



**#11 - JOSH JAMES**  
6-9 // Sr. // F/C  
Cedar Lake, Ind.



**#12 - CHAD HUDSON**  
5-11 // Fr. // G  
Jeffersonville, Ind.



**#15 - MATT O'LEARY**  
6-8 // Sr. // F  
Terre Haute, Ind.



**#20 - GRANT SINN**  
6-2 // So. // G  
Spencerville, Ind.



**#22 - D.J. McCALL**  
6-6 // So. // G  
Fort Wayne, Ind.



**#24 - EVAN HALL**  
6-7 // So. // F  
Hindman, Ky.




**#25 - RON PATTERSON**  
6-2 // Jr. // G  
Indianapolis, Ind.



**#32 - ELYJAH GOSS**  
6-7 // Fr. // F  
Bolingbrook, Ill.



**#33 - GIOVANNI FRASER**  
6-8 // Fr. // F  
Coral Springs, Fla.



**#35 - NOAH THOMAS**  
6-9 // R-Fr. // F/C  
Whitestown, Ind.



**#40 - EVAN BORGMAN**  
6-9 // Fr. // F  
Batesville, Ind.



**#45 - AARON BRENNAN**  
6-6 // Jr. // F  
Noblesville, Ind.



**JASON GARDNER**  
Head Coach  
3rd season

**POLLS**

**THE SUMMIT LEAGUE**

**ASSOCIATED PRES**

**COACHES**

**SUMMIT STANDINGS**

**IUPUI IN SUMMIT STATS**

*Week 17 (Feb. 27)*

*Week 17 (Feb. 27)*

*through Feb. 25*

*as of Feb. 21 [denotes NCAA ranking]*

Rank	Team (1st)	Rank	Team (1st)
1	Kansas (58)	1	Kansas (23)
2	Villanova (2)	2	UCLA (3)
3	UCLA (3)	2	Villanova (5)
4	Gonzaga (2)	4	Gonzaga (1)
5	North Carolina	5	North Carolina
6	Oregon	6	Oregon
7	Arizona	7	Louisville
8	Louisville	8	Arizona
9	Kentucky	9	Kentucky
10	West Virginia	10	West Virginia
11	Baylor	11	Baylor
12	Florida	12	Florida
13	Butler	13	Notre Dame
14	SMU	14	Duke
15	Florida State	15	Butler
16	Purdue	16	Purdue
17	Duke	17	Florida State
18	Cincinnati	18	Saint Mary's
19	Notre Dame	19	SMU
20	Saint Mary's	20	Cincinnati
21	Wichita State	21	Wisconsin
22	Wisconsin	22	Wichita State
23	Virginia	23	Virginia
24	Iowa State	24	Iowa State
25	Miami	25	Miami

Team	Overall (Pct.)	Sum. (Pct.)
#1 South Dakota .....	20-10 (.677)	12-4 (.750)
#2 North Dakota St. ....	19-10 (.655)	11-5 (.688)
#3 Omaha .....	16-13 (.552)	9-7 (.563)
#4 South Dakota St. ....	15-16 (.484)	8-8 (.500)
#5 Denver .....	16-13 (.552)	8-8 (.500)
#6 Fort Wayne.....	19-11 (.633)	8-8 (.500)
<b>#7 IUPUI .....</b>	<b>13-17 (.433)</b>	<b>7-9 (.438)</b>
#8 Western Illinois.....	8-19 (.296)	5-11 (.313)
Oral Roberts .....	8-22 (.267)	4-12 (.250)

Category	Summit [Nat Rk.]	Stat
Scoring .....	3rd [63rd]	78.7 ppg
Scoring Defense.....	6th	79.0 ppg
Scoring Margin.....	5th	-0.3 ppg
Free Throw % .....	9th	68.9%
Field Goal % .....	5th	45.4%
Field Goal % Def .....	9th	47.3%
3Pt Field Goal % .....	3rd [23rd]	39.5%
3Pt Field Goal % Def....	2nd	36.6%
Rebounding Offense....	8th	34.4 rpg
Rebounding Defense ...	5th	35.0 rpg
Rebounding Margin .....	6th	-0.5 rpg
Blocked Shots.....	7th	2.8 bpg
Assists .....	3rd	14.5 apg
Steals .....	3rd	6.7 spg
Turnover Margin.....	2nd	+1.2 to/gm
Assist/TO Ratio .....	3rd [96th]	1.2 a/to
Offensive Rebounds.....	1st [111th]	11.0 rpg
Defensive Rebounds....	9th	23.4 rpg
Defensive Reb. Pct .....	7th	71.4%
Offensive Reb. Pct.....	1st	30.1%
3Pt Field Goals Made... 4th [38th]		9.1 3's/gm
Home Attendance.....	8th	1,054/gm

**UPCOMING SCHEDULE**

Date	Game	Time
3/4	Western Illinois vs. South Dakota	7 pm
	IUPUI vs. North Dakota State	9:30 pm
3/5	Denver vs. South Dakota State	7 pm
	Fort Wayne vs. Omaha	9:30 pm
3/6	Summit League Semifinal - #1	
	Summit League Semifinal - #2	
3/7	Summit League Championship	

**Player Summit [Natl Rk.] Stat**

<b>Aaron Brennan</b>		
FG Percentage	8th	50.5%
<b>Darell Combs</b>		
Scoring	8th	16.8 ppg
Assists	10th	2.9 apg
FT Percentage	14th	75.8%
3FG Made	15th	1.9/game
<b>Evan Hall</b>		
Off. Rebounding	2nd	2.5 rpg
FG Percentage	3rd	58.8%
Blocked Shots	6th	0.9 bpg
Rebounding	15th	5.4 rpg
<b>D.J. McCall</b>		
Off. Rebounding	6th	2.0 rpg
Rebounding	17th	5.1 rpg
<b>Matt O'Leary</b>		
3FG Percentage	4th	46.1%
Def. Rebounding	6th	5.2 rpg
FG Percentage	7th [99th]	50.8%
Rebounding	11th	6.2 rpg
3FG Made	11th	2.2/game
Scoring	14th	14.2 ppg
Assists	15th	2.3 apg
<b>Ron Patterson</b>		
Steals	9th	1.3 spg
3FG Made	14th	2.0/game
3FG Percentage	14th	41.2%
Scoring	30th	9.7 ppg
<b>Kellon Thomas</b>		
FT Percentage	1st [11th]	90.4%
Assists	11th	2.8 apg

**MID-MAJOR TOP 25**

*Week 17 (Feb. 27)*

Rk	Team (1st)	Record	Pts.	Prev.	Conf.
1.	Gonzaga (30)	29-1	774	1	West Coast
2.	Wichita State	27-4	740	2	Missouri Valley
3.	Illinois State	25-5	700	3	Missouri Valley
4.	Monmouth	26-5	675	4	Metro Atlantic
5.	Saint Mary's (1)	26-3	652	5	West Coast
6.	Vermont	26-5	598	6	America East
7.	UNCW	26-5	585	7	Colonial
8.	UT Arlington	22-6	515	12	Sun Belt
9.	Belmont	22-5	503	10	Ohio Valley
10.	ETSU	24-6	477	11	Southern
11.	Akron	23-6	471	9	Mid-American
12.	Charleston	22-8	401	13	Colonial
13.	Princeton	19-6	381	15	Ivy League
14.	New Mexico State	24-5	336	8	Western Athletic
15.	Oakland	24-7	307	21	Horizon
16.	Florida Gulf Coast	23-7	292	18	Atlantic Sun
17.	Valparaiso	24-7	277	14	Horizon
18.	BYU	21-10	273	NR	West Coast
19.	Winthrop	23-6	181	23	Big South
20.	UNC Greensboro	22-8	179	24	Southern
21.	Furman	21-10	136	16	Southern
22.	Bucknell	23-8	116	25	Patriot
23.	UNC Asheville	23-8	105	19	Big South
24.	CSU Bakersfield	21-7	68	NR	Western Athletic
25.	North Carolina Central	22-6	52	NR	Mideastern

vs. N. Dakota St. (9-12)

Date	Loc	Score	Res.
1-10-08	H	60-46	W
2-9-08	A	69-67	W
1-8-09	A	52-55	L
2-7-09	H	69-91	L
12-5-09	H	86-74	W
2-25-10	A	66-52	W
1-13-11	H	67-64	W
2-12-11	A	76-72	W
12-3-11	H	79-84	L
2-23-12	A	74-68	W
1-17-13	H	40-78	L
2-16-13	A	39-75	L
1-11-14	H	64-87	L
2-6-14	A	60-66	L
1-22-15	H	61-69!	L
2-19-15	A	48-57	L
1-31-16	H	73-72	W
2-20-16	A	59-63	L
3-6-16	N	45-60	L
1-5-17	A	89-93	L
2-1-17	H	86-81!	W

in Fargo: 4-6

in Indianapolis: 5-5

neutral: 0-1

STATISTICAL COMPARISON

IUPUI	Category	NDSU
13-17	Record	19-10
7-9	Conf. Record	11-5
225	RPI	105
78.7	Scoring Off.	75.4
79.0	Scoring Def.	71.4
-0.3	Scoring Margin	+4.0
.454	FG%	.460
.473	FG% Def.	.427
.395	3FG%	.368
.366	3FG% Def.	.381
.689	FT%	.711
34.4	Reb. Average	35.1
35.0	Opp. Reb. Average	34.8
-0.5	Rebound Margin	+0.3
11.0	Offensive Reb.	8.7
23.4	Defensive Reb.	26.4
14.6	Assists Avg.	12.2
12.5	TO Avg.	11.6
13.7	Opp. TO	12.3
+1.2	TO Margin	+0.8
6.7	Steals Avg.	6.1
2.8	Blocks Avg.	3.7
9.1	3FG Made	7.8

PROJECTED NORTH DAKOTA STATE STARTERS

#	Pos	Name	Ht.	Cl.	PPG	RPG	APG	FG	3FG	FT
2	G	Paul Miller	6-6	Jr.	16.4	5.2	1.9	.450	.372	.739
3	G	Carlin Dupree	6-3	Sr.	9.1	3.4	2.0	.425	.227	.693
13	G	Khy Kabellis	6-5	So.	11.3	2.7	2.7	.398	.378	.677
21	F	A.J. Jacobson	6-6	Jr.	10.9	5.5	2.2	.444	.431	.783
42	F	Dylan Miller	6-8	So.	3.5	2.0	0.3	.553	.000	.778

**OFF THE BENCH**

11	G	Jared Samuelson	6-3	Fr.	2.1	0.5	0.6	.360	.381	1.000
12	G	Zach Rammelt	6-2	R-Fr.	0.7	0.3	0.2	.400	.500	---
23	F	Deng Geu	6-8	R-Fr.	3.3	2.0	0.2	.451	.211	.514
24	G	Tyson Ward	6-6	Fr.	5.8	3.2	1.0	.441	.368	.654
30	F	Spencer Eliason	6-9	So.	1.6	1.3	0.3	.458	---	.462
32	F	Evan Wesenberg	6-6	So.	1.3	0.4	0.0	.714	---	---
40	F	Dexter Werner	6-6	Sr.	12.1	7.2	1.2	.614	.000	.748

Head Coach: David Richman (3rd season)

JAGS RETURNERS VS. NORTH DAKOTA STATE (sorted by ppg)

Name	GP-S	MPG	PPG	RPG	APG	FG	3FG	FT	HI
Darell Combs	4-4	35.5	15.3	1.8	3.8	21-59	10-28	9-9	21
Matt O'Leary	5-5	31.0	13.2	7.4	2.0	24-55	12-23	6-8	24
Evan Hall	3-2	15.3	8.0	3.7	0.3	11-18	0-0	2-3	10
Aaron Brennan	6-4	22.2	8.0	4.7	1.0	18-49	3-9	9-10	18
D.J. McCall	4-4	30.0	4.5	5.5	1.5	6-20	1-3	5-9	10
T.J. Henderson	5-0	18.2	6.2	2.4	0.8	11-23	3-7	6-9	11
Josh James	5-1	9.6	2.0	2.4	0.2	4-12	0-0	2-2	4
Grant Sinn	1-0	1.0	0.0	0.0	0.0	0-0	0-0	0-0	0

NEWS, NOTES & STORYLINES

POSTSEASON AWARDS

- Darell Combs**  
Honorable Mention All-Summit League (coaches & media)
- Matt O'Leary**  
CoSIDA Academic All-America (3rd team) / 1st in IUPUI history  
Honorable Mention All-Summit League (coaches & media)

1,000 X 3

Three Jags recently surpassed the 1,000 point mark for their collegiate careers, including **Darell Combs**, who became the 23rd member of IUPUI's 1,000 Point Club.

- Darell Combs** - 1,280 collegiate pts (271 @ EMU / **1,009 @ IUPUI**)  
*Combs is the 23rd member of IUPUI's 1,000 Point Club*
- Kellon Thomas** - 1,026 collegiate pts (738 @ Kent St. / 288 @ IUPUI)
- Matt O'Leary** - 1,001 collegiate pts (245 @ Loyola / 756 @ IUPUI)

DO THE SPLITS

IUPUI closed the Summit League schedule having split the regular season series with seven of eight foes. The only team to sweep the Jaguars this season was league champion South Dakota.

LOOK NO FURTHER

The one statistical category that is the easiest tell for IUPUI outcomes is shooting percentage. IUPUI is 12-2 this year and 6-0 in Summit League play when outshooting the opposition. On the flip side, the Jags are 1-15 and 1-9 in Summit League play when being outshot from the field.

Under Gardner, IUPUI is 33-7 when outshooting its opponent and just 3-50 when being outshot.

ONLY ONE CURRENT JAGUAR...

...has scored in double-digits in a Summit League Tournament game. The answer may surprise though - sophomore **T.J. Henderson** tallied 11 points in last season's loss to North Dakota State and is the sole Jag to have hit for 10-or-more in a league tournament contest.

MARCH SADNESS

IUPUI hasn't won a game in March since Mar. 6, 2011 when the Jaguars tipped UMKC 79-55 in Summit League Tournament play. Since then, IUPUI has lost six straight Summit League Tournament games, including five consecutive losses in the league quarterfinals.

0-1's

IUPUI is 0-1 all-time against NDSU in league tournament play, having lost to the Bison in the #4/5 game last season, 60-45. The Jags are also 0-1 all-time as the No. 7 seed, having lost to No. 2 South Dakota State in 2012, 77-56.

NEW FIVE

Out of necessity, Head Coach **Jason Gardner** altered his starting five prior to the Feb. 1 North Dakota State game and has gone 4-3 since then. Junior **Aaron Brennan** replaced the injured **Evan Hall** and has averaged 9.8 points in his six starts.

Seniors **Darell Combs**, **Matt O'Leary** and **Kellon Thomas** are the lone Jags to have started every game this season as Gardner has utilized just three different starting units all season.

TOP-30 NATIONALLY

IUPUI is 23rd nationally in three-point percentage (39.5%) and 38th in threes made (9.1/game). The Jaguars 273 threes are a new school record, eclipsing the mark of 246, set in 2007-08.

The Jaguars' current 39.5% clip is on pace to be the program's best

since 2007-08 when IUPUI shot 42.3% from deep as a team.

40+

IUPUI has four regulars all hitting better than 40 percent from deep - **Aaron Brennan** (24 3's, 48%), **Matt O'Leary** (65 3's, 46.1%), **T.J. Henderson** (29 3's, 42%) and **Ron Patterson** (61 3's, 41.2%).

50-50 CLUB

The trio of **Darell Combs** (58), **Matt O'Leary** (65) and **Ron Patterson** (61) have all made at least 50 threes this season. It marks the first time in school history IUPUI has had three players makes 50 threes in a season.

In 2007-08, IUPUI had three players make at least 40 threes that year as Gary Patterson (93), Austin Montgomery (72) and George Hill (49) all hit that mark.

THOMAS ON THE LINE

Senior **Kellon Thomas** capped the regular season ranked 11th in the country and tops in the Summit in free throw shooting at 90.4%.

He had a streak of 33 consecutive makes snapped at South Dakota earlier this season.

The Indianapolis-native enters tonight chasing the school record mark of 91.4%, set by Gary Patterson in 2007-08. Only two players, Patterson and Nick David, have single-season marks of 90 percent or better.

COMBS AT THE HORN

Senior **Darell Combs** capped an 18-point performance against SDSU by knocking in the game-winner with 1.5 seconds left in overtime. The Chicago-native hit a pull-up 18-footer from the right wing to send the Jaguars to an 85-83 win.

Ironically, Combs had two other 'buzzer beaters' during the game, hitting a 25-footer from the right wing at the end of the first half and then hit a 30-footer from the top of the key as the shot clock was expiring with 3:25 to play.

FOUR GAME-WINNERS

Combs became the fourth Jaguar to connect for a game-winner since Gardner's hire three years ago. Here are the others:

- P.J. Boutte** 15' floater at horn vs. Ball State (71-69 / Nov. 22, 2014)
- Marcellus Barksdale** layup at horn at IPFW (84-82 / Jan. 23, 2016)
- Jordan Pickett** wing 3 with :02 vs. NDSU (73-72 / Jan. 31, 2016)
- Darell Combs** wing J with :01.5 vs. SDSU (85-83 / Jan. 18, 2017)

IN LEAGUE PLAY...

...IUPUI has had five different players score 20 or more in a game; **Darell Combs**, **Matt O'Leary**, **Kellon Thomas**, **D.J. McCall** and **Evan Hall** all have hit for 20-or-more in a Summit League game. Two others have been close as **Ron Patterson** has a 19-point game and **Aaron Brennan** has an 18-point game.

SUMMIT LEAGUE OPENERS

Following the win over Western Illinois, Head Coach **Jason Gardner** is now 3-0 in Summit League openers. He previously won at Fort Wayne (63-58) on Jan. 4, 2014 and at South Dakota (77-66) last season.

INSIDE THE COLISEUM

IUPUI is 17-6 (.739) at home the past two seasons and 22-14 (.611) since Gardner took over the program.

10 TREYS

IUPUI has made at least 10 threes in a game 13 times this season, seven of which occurred in league play.

## NEWS, NOTES & STORYLINES (CONT.)

### HOT AT HOME

IUPUI shot 43.1% from three-point range at home this season and averaged 9.9 makes per game.

### COMBS NOTES (@KidDre11)

-Senior **Darell Combs** leads the Jags in scoring (16.8 ppg) and was voted honorable mention All-Summit this season. He was a 2nd Team selection last season.  
-The Chicago-native has scored in double-digits 51 times in 61 career games and 25 of 30 this season. He's hit for 20-or-more nine times this season and 18 times in his career.

-He became the 23rd member of IUPUI's 1,000 Point Club on Feb. 25 against South Dakota.  
-Combs scored his 1,000th collegiate point in a 23-point effort in the win over Marian on Dec. 28. Including his 271 points scored at Eastern Michigan, Combs has 1,280 career points (1,009 at IUPUI) entering tonight's game.  
-Combs hit his 100th career three against Denver on Jan. 21. He handed out his 100th career assist in the loss at Illinois.  
-Combs capped his junior year with back-to-back 30+ scoring games, becoming the first IUPUI player to do so since **George Hill** achieved the feat in 2008.

### O'LEARY NOTES (@OLeary\_15)

-Senior **Matt O'Leary** had a streak of 19 straight games in double-digits snapped with a 9-point, 9-rebound effort against Denver on Jan. 21. He's scored in double-digits in 25 of 30 games this season.  
-Owning a 3.81 GPA, O'Leary became the program's first-ever CoSIDA Academic All-American in 2017, collecting third team plaits.  
-Tallied his 1,000th collegiate point on Feb. 25 against South Dakota. He has 1,001 collegiate points - 245 in his two years at Loyola and 756 at IUPUI.  
-O'Leary ranks among The Summit League leaders in eight different categories: field goal percentage, defensive rebounding, three-point percentage, rebounding, blocked shots, assists, three-point field goals and scoring.  
-After scoring just 20-or-more once last season, O'Leary has done it seven times this year, including a career-high 25 at Illinois.  
-O'Leary led the Jags in scoring just three times last season, but has done so seven times this year.  
-O'Leary has started all 61 games of his IUPUI career.  
-Achieved a 4.0 GPA during the fall semester. He was voted Academic All-District for the second straight year this year.

### K. THOMAS NOTES (@KellonCash5)

-Thomas is averaging 11.6 points per game in Summit League play and has 39 assists against just 18 turnovers.  
-After scoring in double-digits just four times in non-conference play, he hit for dubs in 10 Summit League games.  
-Has 1,026 points in his collegiate career - 738 at Kent State and 288 this season. He scored his 1,000th collegiate point at Denver on Feb. 19.

### PATTERSON NOTES (@Buss34)

-Not known as a three-point threat upon transferring from Syracuse, junior **Ron Patterson** has been lethal from deep this season. The Indianapolis-native made just 15-of-71 (21.1 percent) attempts in his two years with the Orange, but is 61-of-148 (41.2 percent) this year.  
-Patterson has hit at least three threes 11 times, including a career-high five on two different occasions.  
-Patterson leads the Jaguars with 40 steals and is second on the squad with 61 threes made.  
-His stat line in a 15-point effort at Marquette earlier this season was three 3's and three dunks.

### SMARTY CATS

The Jaguars posted an all-time best semester GPA of 3.09 during the fall. All total, 13 Jaguars posted a GPA of 3.0 or above, led by **Matt O'Leary's** 4.0 mark.

### MAJOR CONFERENCE FOES

IUPUI finished this season 0-4 against major conference foes with losses coming at Michigan, Marquette, Illinois and Northwestern. The Jags dropped those four games by an average margin of 16.8 points per game - the slimmest margin being an eight-point loss at Illinois.

### CENTURY MARKS

Just before Christmas, the IUPUI offense exploded, scoring 100-or-more points in back-to-back games for the first time since January 1995. The 100 points games in the wins over Urbana and Southern Utah are the first 100-point games since Gardner took over three seasons ago and was the first 100-point game since scoring 112 against Judson on Jan. 2, 2014.

During that span, IUPUI hit 75-of-121 (62 percent) from the floor and 30-of-57 (52.6 percent) from beyond the arc. In addition, the Jags had 49 assists on 75 buckets.

### SHOOTING 50

IUPUI is 16-1 (.941) when shooting 50 percent or better under Gardner and 33-7 (.825) when outshooting foes.

### DOWN 21

IUPUI was down 21 (59-38) with 14 minutes left at Miami before coming all the way back to tie the game in the final minute. Senior **Kellon Thomas** tied the score with a three with 29 seconds left before Miami scored the game's final three points to get the win.

### UPSET BID THWARTED

IUPUI just missed picking off Illinois on Dec. 6 before falling in Champaign, 85-77. IUPUI led for nearly half the game and was tied in the final minutes before fading late.  
Senior **Matt O'Leary** led three Jags in double-digits with a career-high 25 points and **Darell Combs** added 18. Illinois needed a 32-point effort from All-Big Ten performer Malcolm Hill to stave off the Jaguars.

### 2K CLASSIC

IUPUI capped the four-game 2K Classic with a 2-2 record, losing road games at Michigan and Marquette and winning the Indianapolis Subregional of the event. IUPUI captured home wins over Howard (77-55) and Eastern Michigan (83-71). **Ron Patterson** was named Subregional MVP after averaging 16 points and making 9-of-17 threes.  
He was joined on the All-Tournament Team by senior forward **Matt O'Leary**, who averaged 10.5 points, 9.5 rebounds, 4.0 assists and 1.5 steals over two games.

### JAGS GET DEFENSIVE

The most important stat in the Jags' wins over Howard and Eastern Michigan was how stingy the Jaguars' defense was - specifically on the perimeter. Howard and Eastern Michigan combined to hit just 36.3 percent from the field and 3-of-26 (11.5 percent) from three-point range.  
Howard was 0-for-9 from three on Friday, marking the first time in IUPUI's Division I era (1998-present) that a foe hasn't hit at least one trey.

### NON-CONFERENCE HOME COOKING

IUPUI went 9-2 at home last season at home and hasn't lost a non-conference home game since a 73-64 loss to Eastern Kentucky on Dec. 13, 2014.

### FAMILIAR FACES

All total, IUPUI entered the season with eight guys with at least one season under their belts.  
Junior **Aaron Brennan** entered the year having played in 60 career games and made 33 starts at IUPUI while **Josh James** returned to the program after a season away from basketball. The 6-foot-9 James appeared in 52 games and made 13 starts from 2013-15 before taking last year off.  
Six others - Combs, O'Leary, **Evan Hall**, **T.J. Henderson**, **D.J. McCall** and **Grant Sinn** - have one year of IUPUI experience.  
O'Leary started all 32 games last season while Combs started 29 times. Hall made 11 starts and McCall made 15 starts as a true freshman in 2015-16 before redshirting last season.

### HOMECOMINGS

IUPUI was an easy choice for a pair of transfers, expected to play major roles this season. Both **Ron "Buss" Patterson** and **Kellon Thomas** are Indianapolis-natives and wanted to return to the Circle City to complete their college careers.  
In addition, the duo played AAU basketball together alongside **Matt O'Leary** for Indiana Elite.  
Another reason Patterson chose IUPUI was to honor his Broad Ripple High School teammate, the late **Steven Jamison**, who died of cancer in July 2010 who was committed to play at IUPUI and wore No. 25 (hence why Patterson wears 25). Patterson has a large "Steven" tattoo across his chest, honoring his deceased friend.  
Patterson chose IUPUI over a group that included Kent State, Ball State, Georgia State, Illinois State, Houston and Eastern Michigan. Thomas picked IUPUI over a group that included Purdue, Minnesota, Northwestern, Seton Hall, Ball State, Duquesne, Georgia State, UIC and Jacksonville.

### PRESEASON PICKS

IUPUI was picked fourth or fifth by nearly every major publication this season and was voted fifth in The Summit League's preseason polls. Here's a breakdown of where IUPUI sat in the preseason publications:  
Athlon Sports (5th); Blue Ribbon (5th); NBC Sports (4th); USA Today (4th); Lindy's (5th); The Sporting News (5th).

## UNIVERSITY QUICK FACTS

Location .....	Indianapolis, Ind.
Founded .....	1969
Nickname .....	Jaguars
Colors .....	Red, gold & black
Enrollment .....	30,690
Affiliation .....	NCAA Division I
Conference .....	The Summit League
Home Facility (Cap.) .....	Indiana Farmers Coliseum (6,800)
Chancellor .....	Dr. Nasser Paydar
Athletics Director .....	Dr. Roderick Perry
Website .....	www.IUPUIJags.com
Twitter .....	@IUPUIJaguars
Athletics Phone .....	(317) 278-5247
Mailing Address .....	1000 Waterway Blvd. Indianapolis, IN 46202

## BASKETBALL HISTORY

First Yr. of basketball .....	1972
Seasons of basketball .....	45th
Seasons of Division I basketball .....	19th
Division I (1998-pres.) Record .....	248-266 (.481)
NCAA Appearances .....	1
Last NCAA Appearance .....	2003
Last Postseason Appearance .....	2010 (CBI - Second Round)

## SCOURING THE HOOSIER STATE

The bulk of IUPUI's roster is made up of Indiana-natives as 13 of the 17 listed are from the Hoosier State. The only out-of-state players on the Jaguars' roster are Combs and true freshman **Elyjah Goss** (both from Illinois), sophomore **Evan Hall** (Kentucky) and true freshman **Giovanni Fraser** (Florida).  
Of the 13 from the Hoosier State, five are from Indianapolis and Brennan is from a northern suburb of the city.  
Of the current 17 players, Gardner has brought 14 to IUPUI. Only **Aaron Brennan**, **D.J. McCall** and **Josh James** were recruited by the previous staff.

## TRUE NEWBIES

IUPUI's collection of freshmen this season consists of signees **Anthony Jones**, **Elyjah Goss** and **Giovanni Fraser** and non-scholarship additions **Evan Borgman** and **Chad Hudson**.  
Jones, a 6-foot-5 swingman, attended FCI Prep in Sebring, Fla., last season where he averaged better than 20 points, five boards and four assists per game.  
Goss, a bouncy 6-foot-7 forward, earned honorable mention All-State honors in Illinois a year ago and finished as Plainfield (Ill.) East's career leader in rebounds.  
Fraser, a 6-foot-8 post player, averaged 15 points, 11 rebounds and two blocked shots per game as a senior, earning Third Team All-Broward County honors for 4A-2A schools.  
Borgman, a skilled 6-foot-9 forward, averaged better than 18 points, eight rebounds and three blocked shots per game at Jac-Cen-Del High School.  
Hudson, a 5-foot-11 guard, posted 11 points, four assists and 1.5 steals per game at Don Bosco Prep after a four-year career at Jeffersonville High School.

## SEEING RED

True freshmen **Evan Borgman**, **Elyjah Goss** and **Anthony Jones** are expected to redshirt the season, leaving Gardner with 13 players at his disposal when the team is fully healthy.

## MEDIA DEALS

Virtually every IUPUI game will be heard on 97.5 FM Fox Sports Radio and 1260 WNDE in Central Indiana this year. Morgan Adcock (ppx) returns to the mic as the Voice of the Jaguars again this season.  
In addition, every IUPUI home game will be broadcast on ESPN3 as Greg Rakestraw (ppx) and Hall of Famer Bob Lovell (analyst) will be the primary tandem on the call.

## 7,054 POINTS

Few coaching staffs can match the production of the IUPUI coaching quartet during their respective playing days. All total, IUPUI's four coaches combined to score 7,054 points in their four-year careers, led by Gardner's 1,984 points at Arizona. Gardner later had his No. 22 jersey retired at Arizona.  
Scott Gillespie scored 1,871 points in his four years at Ripon (Wis.) College while Associate Head Coach Matt Crenshaw tallied 938 points in four seasons with the Jaguars.  
The newest addition to the IUPUI coaching staff, former Purdue standout Roy Hairston, scored 574 points in two years with the Boilermakers from 1995-97. He scored 1,687 points in two seasons at Hutchinson (Kan.) Community College, finishing as the program's all-time leading scorer and earning a spot in the NJCAA Hall of Fame.

## 2016-17 MISCELLANEOUS STATISTICS

	<b>IUPUI'S RECORD WHEN...</b>		
	'16-17	2017	Under
	Overall	Summit	Gardner
<b>Home:</b>	8-4	4-4	21-14
<b>Away:</b>	5-13	3-5	15-40
<b>Neutral:</b>	0-0	0-0	0-3
<b>Overtime:</b>	2-0	2-0	4-6
<b>Lead @ Halftime:</b>	10-4	5-2	28-9
<b>Trail @ Halftime:</b>	2-13	1-7	6-45
<b>Tied @ Halftime:</b>	1-0	1-0	2-3
<b>Leading w/ 5:00 left:</b>	12-1	6-1	29-4
<b>Trailing w/ 5:00 left:</b>	0-15	0-7	3-50
<b>Tied w/ 5:00 left:</b>	1-1	1-1	4-3
<b>Shooting 50% or better:</b>	6-0	4-0	17-1
<b>Shooting 40-50%:</b>	7-12	3-7	18-28
<b>Shooting less than 40%:</b>	0-5	0-2	1-28
<b>Shooting better % than opp.</b>	12-2	6-0	33-7
<b>Shooting worse % than opp.</b>	1-15	1-9	3-50
<b>Scoring less than 60:</b>	0-1	0-0	3-22
<b>Score 60-69 pts:</b>	0-7	0-3	4-19
<b>Score 70-79 pts:</b>	2-6	0-4	12-11
<b>Score 80-89 pts:</b>	8-3	6-2	14-5
<b>Score 90+ pts:</b>	3-0	1-0	3-0
<b>Opp. scores less than 60:</b>	1-0	0-0	6-5
<b>Opp. scores 60-69 pts:</b>	3-1	0-0	14-12
<b>Opp. scores 70-79 pts:</b>	4-7	3-4	8-21
<b>Opp. scores 80-89 pts:</b>	5-4	4-2	8-12
<b>Opp. scores 90+ pts:</b>	0-5	0-3	0-7
<b>Commit less TO than opp.</b>	9-9	5-5	18-22
<b>Commit more TO than opp.</b>	4-7	2-4	18-32
<b>Commit same TO as opp.</b>	0-1	0-0	0-3
<b>Outrebound opponent:</b>	8-3	4-2	22-16
<b>Outrebounded:</b>	4-13	3-7	13-39
<b>Rebounding is equal:</b>	1-1	0-0	1-2
<b>Bench outscores opp.:</b>	11-6	5-3	31-31
<b>Bench is outscored:</b>	2-9	2-4	5-23
<b>Bench scoring is equal:</b>	0-2	0-2	0-4
<b>Hit more FT than opp.:</b>	7-2	3-1	23-8
<b>Hit less FT than opp.:</b>	6-15	4-8	12-47
<b>Hit same FT as opp.:</b>	0-0	0-0	1-2
<b>Hit more 3's than opp.:</b>	10-9	5-6	17-21
<b>Hit less 3's than opp.:</b>	3-6	2-2	17-29
<b>Hit same 3's as opp.:</b>	0-2	0-1	3-7
<b>Decided by 5 pts or less:</b>	3-4	3-2	17-14
<b>Decided by 6-10 points:</b>	1-6	1-4	4-18
<b>Decided by 10+ points:</b>	9-7	3-3	15-25
<b>In home whites:</b>	8-4	4-4	22-14
<b>In road blacks:</b>	1-5	0-3	1-15
<b>In road reds:</b>	4-8	3-2	13-28
<b>7 in double-digits:</b>	1-0	0-0	1-0
<b>6 in double-digits:</b>	0-0	0-0	1-0
<b>5 in double-digits:</b>	4-2	2-2	5-3
<b>4 in double-digits:</b>	5-3	4-2	10-7
<b>3 in double-digits:</b>	3-9	1-4	10-16
<b>2 in double-digits:</b>	0-3	0-1	7-26
<b>1 in double-digits:</b>	0-0	0-0	2-3
<b>0 in double-digits:</b>	0-0	0-0	0-2
<b>On Mondays:</b>	1-0	0-0	1-6
<b>On Tuesdays:</b>	0-3	0-0	0-9
<b>On Wednesdays:</b>	4-4	3-3	6-8
<b>On Thursdays:</b>	1-1	1-1	3-9
<b>On Fridays:</b>	1-1	0-0	4-4
<b>On Saturdays:</b>	5-7	2-5	18-18
<b>On Sundays:</b>	1-1	0-0	4-4
<b>In November:</b>	2-5	0-0	6-14
<b>In December:</b>	5-3	1-0	9-15
<b>In January:</b>	2-6	2-6	13-12
<b>In February:</b>	4-3	4-3	8-14
<b>In March:</b>	0-0	0-0	0-2

Player	TIMES LED					GAMES WITH							TOTAL	
	Pts.	Reb.	Ast.	Stl.	Blk.	10+ Pts.	20+ Pts.	10+ Reb.	3+ Ast.	3+ Blk.	3+ Stl.	3+ 3's	Dunks	DbI-DbIs
	0-Combs	13/31	2/4	12/26	8/18	1/1	24/51	9/18	0/0	14/26	0/0	0/5	7/17	2/3
1-Henderson	1/3	1/1	1/7	7/17	3/4	8/13	0/0	0/0	5/9	0/0	2/4	3/4	2/2	0/0
2-Jones	0/0	0/0	0/0	0/0	0/0	0/0	0/0	0/0	0/0	0/0	0/0	0/0	0/0	0/0
5-K.Thomas	2/2	1/1	10/10	8/8	0/0	14/14	2/2	0/0	16/16	0/0	0/0	1/1	0/0	0/0
11-James	0/0	0/1	0/0	0/3	0/8	0/1	0/0	0/1	0/0	0/0	0/1	0/0	2/2	0/0
12-Hudson	0/0	0/0	0/0	0/0	0/0	0/0	0/0	0/0	0/0	0/0	0/0	0/0	0/0	0/0
15-O'Leary	7/10	12/25	9/17	9/18	6/13	25/43	7/8	2/4	12/24	1/1	2/5	10/11	1/3	2/3
20-Sinn	0/0	0/0	0/0	0/0	0/0	0/0	0/0	0/0	0/0	0/0	0/0	0/0	0/0	0/0
22-McCall	2/4	6/9	5/8	6/12	4/5	3/7	1/1	3/3	5/9	0/0	0/1	1/1	6/11	0/0
24-Hall	2/2	10/12	0/1	2/5	13/17	8/12	1/1	3/3	1/3	3/3	0/0	0/0	9/10	2/2
25-Patterson	6/6	0/0	6/6	12/12	6/6	18/18	0/0	0/0	8/8	0/0	5/5	10/10	9/9	0/0
32-Goss	0/0	0/0	0/0	0/0	0/0	0/0	0/0	0/0	0/0	0/0	0/0	0/0	0/0	0/0
33-Fraser	0/0	1/1	0/0	0/0	1/1	0/0	0/0	0/0	0/0	0/0	0/0	0/0	0/0	0/0
35-N.Thomas	0/0	0/0	0/0	0/0	0/0	0/0	0/0	0/0	0/0	0/0	0/0	0/0	0/0	0/0
40-Borgman	0/0	0/0	0/0	0/0	0/0	0/0	0/0	0/0	0/0	0/0	0/0	0/0	0/0	0/0
45-Brennan	1/3	0/1	0/5	5/10	4/15	8/17	0/0	0/0	2/4	1/1	0/3	1/1	1/4	0/0

totals listed by season/career

### SPECIALTY STATS (IUPUI/OPP)

PP = Points in the Paint; POT = Points off Turnover; 2nd = 2nd Chance Points; BP = Bench Points

Opponent	Result	PP	POT	2nd	BP	Largest		Lead	Ties
						Lead	Deficit		
# St. Joseph's College	W, 87-74	40/14	18/26	12/6	35/20	25	1	1	1
at Eastern Kentucky	L, 87-97	30/20	10/17	8/19	29/19	1	24	2	0
at Michigan	L, 65-77	28/30	8/8	2/19	15/17	7	19	6	3
Howard	W, 77-55	20/22	19/1	12/11	28/20	30	-	0	0
E. Michigan	W, 83-71	32/38	13/14	16/10	20/15	22	5	5	4
at Marquette	L, 79-104	38/52	13/18	13/19	31/61	5	32	3	4
at SIUE	L, 58-61	32/26	12/12	8/6	13/18	3	6	13	5
at Illinois State	L, 63-77	22/40	14/15	5/18	5/9	3	18	6	3
at Ball State	W, 73-62	30/26	17/12	13/15	12/7	11	11	2	2
at Illinois	L, 77-85	28/24	18/16	8/8	15/14	5	10	10	7
at Miami (Ohio)	L, 68-71	28/36	21/20	18/10	25/18	-	21	0	1
Urbana	W, 109-67	34/14	14/14	14/6	44/29	46	-	0	1
at Southern Utah	W, 101-81	44/20	25/17	6/9	41/30	35	5	1	0
at Northwestern	L, 65-87	24/36	8/9	17/17	27/46	-	25	0	1
Marian	W, 81-60	30/30	19/10	4/4	32/18	31	3	6	3
*Western Illinois	W, 89-71	34/24	21/13	11/5	16/12	18	11	3	3
*at North Dakota State	L, 89-93	30/30	23/10	5/12	28/28	2	11	6	4
*at South Dakota	L, 74-85	32/46	20/31	8/8	13/21	8	11	10	6
*Omaha	L, 71-79	44/32	20/18	17/11	16/22	5	10	7	5
*at Oral Roberts	W, 91-85	36/26	10/16	16/11	23/16	11	5	2	5
*South Dakota State	W, 85-83	38/52	22/13	3/12	30/28	9	6	11	14
*Denver	L, 74-78	30/26	15/11	14/10	33/12	9	6	17	10
*at Fort Wayne	L, 73-103	34/48	11/26	6/9	35/35	4	31	1	0
*at Western Illinois	L, 69-78	26/34	16/11	4/5	33/6	4	9	8	7
*North Dakota State	W, 86-81	30/40	11/17	9/10	28/40	13	7	2	7
*at Omaha	W, 89-78	28/26	26/15	11/8	16/26	15	0	0	0
*Oral Roberts	L, 68-74	30/30	15/11	9/4	17/37	4	13	10	3
*at South Dakota State	L, 67-81	30/36	10/9	12/6	14/8	7	14	3	1
*at Denver	W, 83-72	24/26	19/10	8/11	29/14	16	10	1	1
*Fort Wayne	W, 83-82	38/34	29/12	11/2	27/8	11	7	13	5
*South Dakota	L, 85-92	48/32	19/12	10/10	25/31	3	11	7	7
vs. North Dakota State									
Summit Semis									
Summit Finals									
<b>Season Highs</b>		48/52	25/31	18/19	44/61	46	32	17	14
<b>Season Lows</b>		20/14	8/1	2/4	5/6	-	-	-	-
<b>Totals</b>		924/930	472/403	287/297	704/639	-	-	155	112
<b>Averages</b>		30.8/31.0	15.7/13.4	9.6/9.9	23.5/21.3			5.2	3.7

Margin	WIN/LOSS MARGINS	
	W	L
1	1	
2	1	
3		2
4		2
5	1	
6	1	1
7		1
8		2
9		1
10		1
11-15	4	4
16-20	1	
21-30	3	3
30+	1	

# 2016-2017 IUPUI STATISTICS

## IUPUI Basketball IUPUI Combined Team Statistics (as of Feb 25, 2017) All games



RECORD:	OVERALL	HOME	AWAY	NEUTRAL
ALL GAMES	13-17	8-4	5-13	0-0
CONFERENCE	7-9	4-4	3-5	0-0
NON-CONFERENCE	6-8	4-0	2-8	0-0

#	Player	gp-gs	min	avg	Total		3-Point		F-Throw		Rebounds				pf	dq	a	to	blk	stl	pts	avg		
					fg-fga	fg%	3fg-fga	3fg%	ft-fa	ft%	off	def	tot	avg										
00	COMBS, Darell	30-30	971	32.4	176-416	.423	58-173	.335	94-124	.758	15	55	70	2.3	78	1	87	78	4	22	504	16.8		
15	O'LEARY, Matt	30-30	894	29.8	154-303	.508	65-141	.461	54-74	.730	29	156	185	6.2	63	0	70	49	14	30	427	14.2		
25	PATTERSON, Ron	30-10	712	23.7	104-229	.454	61-148	.412	21-30	.700	13	63	76	2.5	68	2	60	37	13	40	290	9.7		
05	THOMAS, Kellon	30-30	843	28.1	87-249	.349	29-83	.349	85-94	.904	13	51	64	2.1	63	1	83	41	0	27	288	9.6		
45	BRENNAN, Aaron	30-7	549	18.3	94-186	.505	24-50	.480	34-45	.756	26	70	96	3.2	71	4	24	29	8	15	246	8.2		
24	HALL, Evan	28-23	565	20.2	90-153	.588	0-0	.000	33-87	.379	70	80	150	5.4	78	1	14	38	24	13	213	7.6		
01	HENDERSON, T.J.	30-0	517	17.2	56-120	.467	29-69	.420	34-44	.773	9	32	41	1.4	52	1	50	35	5	28	175	5.8		
22	McCALL, D.J.	30-20	635	21.2	47-115	.409	5-18	.278	42-73	.575	61	91	152	5.1	66	0	47	38	8	21	141	4.7		
11	JAMES, Josh	30-0	234	7.8	18-39	.462	0-0	.000	13-17	.765	28	42	70	2.3	47	1	1	7	4	4	49	1.6		
33	FRASER, Giovanni	14-0	81	5.8	6-14	.429	0-0	.000	6-14	.429	4	10	14	1.0	19	0	0	6	3	0	18	1.3		
35	THOMAS, Noah	6-0	18	3.0	1-5	.200	0-1	.000	3-4	.750	1	3	4	0.7	6	0	0	6	0	0	5	0.8		
20	SINN, Grant	6-0	11	1.8	1-6	.167	1-6	.167	0-0	.000	1	0	1	0.2	2	0	0	0	0	0	3	0.5		
12	HUDSON, Chad	8-0	20	2.5	1-4	.250	1-3	.333	0-2	.000	0	3	3	0.4	3	0	2	3	0	1	3	0.4		
Team											60	47	107											
Total.....		30	6050		835-1839	.454	273-692	.395	419-608	.689	330	703	1033	34.4	616	11	438	376	83	201	2362	78.7		
Opponents.....		30	6051		809-1709	.473	214-584	.366	538-709	.759	281	768	1049	35.0	602	14	407	411	122	170	2370	79.0		

TEAM STATISTICS	IUPUI	OPP	Date	Opponent	Score	Att.
SCORING	2362	2370	11/11/16	at Eastern Kentucky	L 87-97	2300
Points per game	78.7	79.0	11/13/16	at Michigan	L 65-77	10812
Scoring margin	-0.3	-	11/18/16	HOWARD	W 77-55	843
FIELD GOALS-ATT	835-1839	809-1709	11/19/16	EASTERN MICHIGAN	W 83-71	863
Field goal pct	.454	.473	11/22/16	at Marquette	L 79-104	11552
3 POINT FG-ATT	273-692	214-584	11/26/16	at SIUE	L 58-61	1028
3-point FG pct	.395	.366	11/30/16	at Illinois State	L 63-77	3717
3-pt FG made per game	9.1	7.1	12/03/16	at Ball State	W 73-62	2994
FREE THROWS-ATT	419-608	538-709	12/06/16	at Illinois	L 77-85	10536
Free throw pct	.689	.759	12/10/16	at Miami	L 68-71	1268
F-Throws made per game	14.0	17.9	12/12/16	URBANA	W 109-67	909
REBOUNDS	1033	1049	12/17/16	at Southern Utah	W 101-81	1012
Rebounds per game	34.4	35.0	12/20/16	at Northwestern	L 65-87	6452
Rebounding margin	-0.5	-	12/28/16	MARIAN	W 81-60	1104
ASSISTS	438	407	* 12/31/16	WESTERN ILLINOIS	W 89-71	1106
Assists per game	14.6	13.6	* 01/05/17	at North Dakota State	L 89-93	2728
TURNOVERS	376	411	* 01/07/17	at South Dakota	L 74-85	1908
Turnovers per game	12.5	13.7	* 01/11/17	OMAHA	L 71-79	842
Turnover margin	+1.2	-	* 01/14/17	at Oral Roberts	W 91-85	2595
Assist/turnover ratio	1.2	1.0	* 01/18/17	SOUTH DAKOTA STATE	Wot 85-83	981
STEALS	201	170	* 01/21/17	DENVER	L 74-78	1078
Steals per game	6.7	5.7	* 01/25/17	at Fort Wayne	L 73-103	1357
BLOCKS	83	122	* 01/28/17	at Western Illinois	L 69-78	843
Blocks per game	2.8	4.1	* 02/01/17	NORTH DAKOTA STATE	Wot 86-81	1098
ATTENDANCE	12651	66725	* 02/08/17	at Omaha	W 89-78	1678
Home games-Avg/Game	12-1054	18-3707	* 02/11/17	ORAL ROBERTS	L 68-74	1029
Neutral site-Avg/Game	-	0-0	* 02/15/17	at South Dakota State	L 67-81	2333
Score by Periods	1st	2nd	OT	Totals		
IUPUI	1119	1222	21	2362		
Opponents	1134	1222	14	2370		

\* = Summit League game

## 2016-2017 IUPUI STATISTICS - SUMMIT LEAGUE ONLY

### IUPUI Basketball IUPUI Combined Team Statistics (as of Feb 25, 2017) Conference games



RECORD:	OVERALL	HOME	AWAY	NEUTRAL
ALL GAMES	7-9	4-4	3-5	0-0
CONFERENCE	7-9	4-4	3-5	0-0
NON-CONFERENCE	0-0	0-0	0-0	0-0

#	Player	gp-gs	min	avg	Total		3-Point		F-Throw		Rebounds				pf	dq	a	to	blk	stl	pts	avg
					fg-fga	fg%	3fg-fga	3fg%	ft-fga	ft%	off	def	tot	avg								
00	COMBS, Darell	16-16	541	33.8	94-222	.423	28-90	.311	48-64	.750	8	38	46	2.9	39	0	44	46	1	11	264	16.5
15	O'LEARY, Matt	16-16	490	30.6	80-168	.476	40-85	.471	26-38	.684	16	78	94	5.9	34	0	32	28	5	18	226	14.1
05	THOMAS, Kellon	16-16	448	28.0	54-139	.388	17-43	.395	61-68	.897	7	23	30	1.9	33	1	39	18	0	16	186	11.6
25	PATTERSON, Ron	16-0	375	23.4	57-118	.483	32-71	.451	17-22	.773	9	34	43	2.7	39	1	33	17	9	23	163	10.2
45	BRENNAN, Aaron	16-7	314	19.6	52-109	.477	15-31	.484	18-26	.692	15	38	53	3.3	36	3	11	16	3	9	137	8.6
24	HALL, Evan	14-9	300	21.4	54-88	.614	0-0	.000	9-31	.290	36	37	73	5.2	45	1	3	20	12	8	117	8.4
01	HENDERSON, T.J.	16-0	271	16.9	31-65	.477	15-34	.441	21-27	.778	4	13	17	1.1	29	0	24	22	4	12	98	6.1
22	McCALL, D.J.	16-16	370	23.1	22-65	.338	4-12	.333	15-27	.556	34	45	79	4.9	41	0	28	16	5	13	63	3.9
11	JAMES, Josh	16-0	128	8.0	9-18	.500	0-0	.000	2-3	.667	18	22	40	2.5	22	1	0	0	4	2	20	1.3
33	FRASER, Giovanni	3-0	8	2.7	0-2	.000	0-0	.000	2-2	1.000	0	0	0	0.0	1	0	0	1	0	0	2	0.7
20	SINN, Grant	2-0	1	0.5	0-0	.000	0-0	.000	0-0	.000	0	0	0	0.0	0	0	0	0	0	0	0	0.0
12	HUDSON, Chad	3-0	3	1.0	0-0	.000	0-0	.000	0-0	.000	0	0	0	0.0	0	0	0	0	0	0	0	0.0
35	THOMAS, Noah	1-0	1	1.0	0-0	.000	0-0	.000	0-0	.000	0	0	0	0.0	0	0	0	0	0	0	0	0.0
Team											28	24	52				6					
Total.....		16	3250		453-994	.456	151-366	.413	219-308	.711	175	352	527	32.9	319	7	214	190	43	112	1276	79.8
Opponents.....		16	3250		454-891	.510	121-303	.399	286-375	.763	129	406	535	33.4	312	9	225	220	64	94	1315	82.2

TEAM STATISTICS	IUPUI	OPP	Date	Opponent	Score	Att.
SCORING	1276	1315	* 12/31/16	WESTERN ILLINOIS	w 89-71	1106
Points per game	79.8	82.2	* 01/05/17	at North Dakota State	L 89-93	2728
Scoring margin	-2.4	-	* 01/07/17	at South Dakota	L 74-85	1908
FIELD GOALS-ATT	453-994	454-891	* 01/11/17	OMAHA	L 71-79	842
Field goal pct	.456	.510	* 01/14/17	at Oral Roberts	w 91-85	2595
3 POINT FG-ATT	151-366	121-303	* 01/18/17	SOUTH DAKOTA STATE	Wot 85-83	981
3-point FG pct	.413	.399	* 01/21/17	DENVER	L 74-78	1078
3-pt FG made per game	9.4	7.6	* 01/25/17	at Fort Wayne	L 73-103	1357
FREE THROWS-ATT	219-308	286-375	* 01/28/17	at Western Illinois	L 69-78	843
Free throw pct	.711	.763	* 02/01/17	NORTH DAKOTA STATE	Wot 86-81	1098
F-Throws made per game	13.7	17.9	* 02/08/17	at Omaha	w 89-78	1678
REBOUNDS	527	535	* 02/11/17	ORAL ROBERTS	L 68-74	1029
Rebounds per game	32.9	33.4	* 02/15/17	at South Dakota State	L 67-81	2333
Rebounding margin	-0.5	-	* 02/19/17	at Denver	w 83-72	1612
ASSISTS	214	225	* 02/23/17	FORT WAYNE	w 83-82	1543
Assists per game	13.4	14.1	* 02/25/17	SOUTH DAKOTA	L 85-92	1255
TURNOVERS	190	220				
Turnovers per game	11.9	13.8				
Turnover margin	+1.9	-				
Assist/turnover ratio	1.1	1.0				
STEALS	112	94				
Steals per game	7.0	5.9				
BLOCKS	43	64				
Blocks per game	2.7	4.0				
ATTENDANCE	8932	15054				
Home games-Avg/Game	8-1116	8-1882				
Neutral site-Avg/Game	-	0-0				

\* = Summit League game

**FUTURE JAGS - IUPUI INKS TWO EARLY**  
 IUPUI inked two during the early signing period, signing 6-foot-8 forward **Brandon Hau (Mukwanago, Wisc./Mukwanago)** and 6-foot guard **Jaylen Minnett (Terre Haute, Ind./Terre Haute South)** to National Letters of Intent.  
 Hau averaged 16.3 points and 7.5 boards per game as a junior and chose IUPUI over Air Force, Drake, Elon, Iowa, Navy, North Dakota State and South Dakota.  
 Minnett averaged 21.6 points, 5.0 assists and 4.8 boards per game last season. Minnett chose IUPUI over interest from Ball State, Kent State and Xavier.

Score by Periods	1st	2nd	OT	Totals
IUPUI	606	649	21	1276
Opponents	616	685	14	1315

## STATISTICAL SPLITS

### Wins (13 total)

#	Player	gp-gs	min	avg	Total		3-Point		F-Throw		Rebounds				pf	dq	a	to	blk	stl	pts	avg
					fg-fga	fg%	3fg-fga	3fg%	ft-fa	ft%	off	def	tot	avg								
00	COMBS, Darell	13-13	400	30.8	76-157	.484	34-77	.442	42-54	.778	4	24	28	2.2	31	1	37	30	4	12	228	17.5
15	O'LEARY, Matt	13-13	401	30.8	73-125	.584	33-61	.541	16-25	.640	7	74	81	6.2	23	0	38	23	7	22	195	15.0
05	THOMAS, Kellon	13-13	359	27.6	45-103	.437	16-35	.457	43-46	.935	3	19	22	1.7	22	0	44	19	0	14	149	11.5
25	PATTERSON, Ron	13-3	302	23.2	47-98	.480	29-64	.453	12-18	.667	5	33	38	2.9	25	0	26	17	3	17	135	10.4
24	HALL, Evan	12-9	241	20.1	40-60	.667	0-0	.000	23-49	.469	31	35	66	5.5	37	1	10	17	11	7	103	8.6
45	BRENNAN, Aaron	13-4	229	17.6	44-83	.530	12-21	.571	11-14	.786	13	29	42	3.2	29	1	13	12	2	6	111	8.5
01	HENDERSON, T.J.	13-0	234	18.0	27-52	.519	12-29	.414	20-21	.952	4	18	22	1.7	23	0	24	18	2	17	86	6.6
22	McCALL, D.J.	13-10	283	21.8	24-57	.421	4-10	.400	21-34	.618	29	44	73	5.6	23	0	31	13	2	9	73	5.6
11	JAMES, Josh	13-0	121	9.3	12-22	.545	0-0	.000	5-6	.833	14	17	31	2.4	21	1	0	4	2	3	29	2.2
33	FRASER, Giovanni	5-0	39	7.8	3-4	.750	0-0	.000	4-10	.400	2	9	11	2.2	10	0	0	2	2	0	10	2.0
35	THOMAS, Noah	4-0	15	3.8	1-5	.200	0-1	.000	3-4	.750	1	3	4	1.0	6	0	0	6	0	0	5	1.3
20	SINN, Grant	4-0	10	2.5	1-6	.167	1-6	.167	0-0	.000	1	0	1	0.3	2	0	0	0	0	0	3	0.8
12	HUDSON, Chad	5-0	16	3.2	1-3	.333	1-3	.333	0-2	.000	0	2	2	0.4	3	0	2	3	0	1	3	0.6
Team												28	21	49				3				
Total.....		13	2650		394-775	.508	142-307	.463	200-283	.707	142	328	470	36.2	255	4	225	167	35	108	1130	86.9
Opponents.....		13	2650		333-753	.442	87-252	.345	195-264	.739	128	286	414	31.8	261	7	151	192	38	75	948	72.9

### Losses (17 total)

#	Player	gp-gs	min	avg	Total		3-Point		F-Throw		Rebounds				pf	dq	a	to	blk	stl	pts	avg
					fg-fga	fg%	3fg-fga	3fg%	ft-fa	ft%	off	def	tot	avg								
00	COMBS, Darell	17-17	571	33.6	100-259	.386	24-96	.250	52-70	.743	11	31	42	2.5	47	0	50	48	0	10	276	16.2
15	O'LEARY, Matt	17-17	493	29.0	81-178	.455	32-80	.400	38-49	.776	22	82	104	6.1	40	0	32	26	7	8	232	13.6
25	PATTERSON, Ron	17-7	410	24.1	57-131	.435	32-84	.381	9-12	.750	8	30	38	2.2	43	2	34	20	10	23	155	9.1
05	THOMAS, Kellon	17-17	484	28.5	42-146	.288	13-48	.271	42-48	.875	10	32	42	2.5	41	1	39	22	0	13	139	8.2
45	BRENNAN, Aaron	17-3	320	18.8	50-103	.485	12-29	.414	23-31	.742	13	41	54	3.2	42	3	11	17	6	9	135	7.9
24	HALL, Evan	16-14	324	20.3	50-93	.538	0-0	.000	10-38	.263	39	45	84	5.3	41	0	4	21	13	6	110	6.9
01	HENDERSON, T.J.	17-0	283	16.6	29-68	.426	17-40	.425	14-23	.609	5	14	19	1.1	29	1	26	17	3	11	89	5.2
22	McCALL, D.J.	17-10	352	20.7	23-58	.397	1-8	.125	21-39	.538	32	47	79	4.6	43	0	16	25	6	12	68	4.0
11	JAMES, Josh	17-0	113	6.6	6-17	.353	0-0	.000	8-11	.727	14	25	39	2.3	26	0	1	3	2	1	20	1.2
33	FRASER, Giovanni	9-0	42	4.7	3-10	.300	0-0	.000	2-4	.500	2	1	3	0.3	9	0	0	4	1	0	8	0.9
20	SINN, Grant	2-0	1	0.5	0-0	.000	0-0	.000	0-0	.000	0	0	0	0.0	0	0	0	0	0	0	0	0.0
12	HUDSON, Chad	3-0	4	1.3	0-1	.000	0-0	.000	0-0	.000	0	1	1	0.3	0	0	0	0	0	0	0	0.0
35	THOMAS, Noah	2-0	3	1.5	0-0	.000	0-0	.000	0-0	.000	0	0	0	0.0	0	0	0	0	0	0	0	0.0
Team												32	26	58				6				
Total.....		17	3400		441-1064	.414	131-385	.340	219-325	.674	188	375	563	33.1	361	7	213	209	48	93	1232	72.5
Opponents.....		17	3401		476-956	.498	127-332	.383	343-445	.771	153	482	635	37.4	341	7	256	219	84	95	1422	83.6

### Home (8-4)

#	Player	gp-gs	min	avg	Total		3-Point		F-Throw		Rebounds				pf	dq	a	to	blk	stl	pts	avg
					fg-fga	fg%	3fg-fga	3fg%	ft-fa	ft%	off	def	tot	avg								
00	COMBS, Darell	12-12	385	32.1	71-161	.441	28-70	.400	36-52	.692	4	17	21	1.8	31	1	35	25	3	6	206	17.2
15	O'LEARY, Matt	12-12	375	31.3	53-108	.491	25-52	.481	22-32	.688	8	79	87	7.3	24	0	29	19	5	13	153	12.8
25	PATTERSON, Ron	12-2	300	25.0	46-95	.484	28-67	.418	10-15	.667	5	36	41	3.4	23	0	29	16	5	17	130	10.8
05	THOMAS, Kellon	12-12	331	27.6	42-106	.396	11-32	.344	28-33	.848	2	17	19	1.6	21	0	37	17	0	13	123	10.3
45	BRENNAN, Aaron	12-4	229	19.1	46-90	.511	12-22	.545	14-18	.778	15	27	42	3.5	22	1	10	11	3	6	118	9.8
24	HALL, Evan	11-8	221	20.1	39-58	.672	0-0	.000	20-40	.500	30	29	59	5.4	32	1	10	16	14	6	98	8.9
01	HENDERSON, T.J.	12-0	204	17.0	24-42	.571	12-23	.522	20-22	.909	2	16	18	1.5	20	0	20	18	3	12	80	6.7
22	McCALL, D.J.	12-10	244	20.3	17-46	.370	1-3	.333	6-16	.375	22	40	62	5.2	21	0	20	10	3	6	41	3.4
33	FRASER, Giovanni	3-0	31	10.3	3-4	.750	0-0	.000	2-4	.500	2	5	7	2.3	9	0	0	2	1	0	8	2.7
11	JAMES, Josh	12-0	99	8.3	10-17	.588	0-0	.000	5-7	.714	9	15	24	2.0	16	0	0	3	3	4	25	2.1
35	THOMAS, Noah	3-0	12	4.0	0-3	.000	0-0	.000	3-4	.750	1	2	3	1.0	4	0	0	4	0	0	3	1.0
20	SINN, Grant	3-0	7	2.3	1-4	.250	1-4	.250	0-0	.000	1	0	1	0.3	1	0	0	0	0	0	3	1.0
12	HUDSON, Chad	4-0	12	3.0	1-3	.333	1-3	.333	0-2	.000	0	2	2	0.5	2	0	1	3	0	1	3	0.8
Team												26	18	44				3				
Total.....		12	2450		353-737	.479	119-276	.431	166-245	.678	127	303	430	35.8	226	3	191	147	40	84	991	82.6
Opponents.....		12	2450		316-704	.449	80-231	.346	181-239	.757	117	301	418	34.8	241	6	138	171	46	76	893	74.4

### Road (5-13)

#	Player	gp-gs	min	avg	Total		3-Point		F-Throw		Rebounds				pf	dq	a	to	blk	stl	pts	avg
					fg-fga	fg%	3fg-fga	3fg%	ft-fa	ft%	off	def	tot	avg								
00	COMBS, Darell	18-18	586	32.6	105-255	.412	30-103	.291	58-72	.806	11	38	49	2.7	47	0	52	53	1	16	298	16.6
15	O'LEARY, Matt	18-18	519	28.8	101-195	.518	40-89	.449	32-42	.762	21	77	98	5.4	39	0	41	30	9	17	274	15.2
05	THOMAS, Kellon	18-18	512	28.4	45-143	.315	18-51	.353	57-61	.934	11	34	45	2.5	42	1	46	24	0	14	165	9.2
25	PATTERSON, Ron	18-8	412	22.9	58-134	.433	33-81	.407	11-15	.733	8	27	35	1.9	45	2	31	21	8	23	160	8.9
45	BRENNAN, Aaron	18-3	320	17.8	48-96	.500	12-28	.429	20-27	.741	11	43	54	3.0	49	3	14	18	5	9	128	7.1
24	HALL, Evan	17-15	344	20.2	51-95	.537	0-0	.000	13-47	.277	40	51	91	5.4	46	0	4	22	10	7	115	6.8
22	McCALL, D.J.	18-10	391	21.7	30-69	.435	4-15	.267	36-57	.632	39	51	90	5.0	45	0	27	28	5	15	100	5.6
01	HENDERSON, T.J.	18-0	313	17.4	32-78	.410	17-46	.370	14-22	.636	7	16	23	1.3	32	1	30	17	2	16	95	5.3
11	JAMES, Josh	18-0	135	7.5	8-22	.364	0-0	.000	8-10	.800	19	27	46	2.6	31	1	1	4	1	0	24	1.3
33	FRASER, Giovanni	11-0	50	4.5	3-10	.300	0-0	.000	4-10	.400	2	5	7	0.6	10	0	0	4	2	0	10	0.9
35	THOMAS, Noah	3-0	6	2.0	1-2	.500	0-1	.000	0-0	.000	0	1	1	0.3	2	0	0	2	0	0	2	0.7
20	SINN, Grant	3-0	4	1.3	0-2	.000	0-2	.000	0-0	.000	0	0	0	0.0	1	0	0	0	0	0	0	0.0
12	HUDSON, Chad	4-0	8	2.0	0-1	.000	0-0	.000	0-0	.000	0	1	1	0.3	1	0	1	0	0	0	0	0.0

## SUMMIT LEAGUE TOURNAMENT PRIMER

### IUPUI SUMMIT LEAGUE TOURNNEY SINGLE-GAME RECORDS

	IUPUI Most (Single Game)	IUPUI Fewest (Single Game)	IUPUI Player - Most (Single Game)
<b>Points:</b>	90 vs. Oakland (3-3-02)	45 vs. North Dakota State (3-6-16)	37 - Leroy Nobles vs. UMKC (3-6-11)
<b>Points in a Half:</b>	48 (1st) vs. Oakland (3-3-02)	16 (1st) vs. Oral Roberts (3-5-07)	---
<b>Scoring Margin:</b>	24 - twice	-38 (47-85) vs. Fort Wayne (3-8-14)	---
<b>Field Goals:</b>	29 - four times	14 vs. Oral Roberts (3-5-07)	13 - Robert Glenn vs. Western Illinois (3-6-10)
<b>FG Attempts:</b>	67 vs. Oral Roberts (3-7-05)	42 vs. South Dakota State (3-9-13)	23 - Charles Price vs. Oral Roberts (3-4-02)
<b>FG%:</b>	57.4% (27-47) vs. Oakland (3-3-02)	29.2% (14-48) vs. Oral Roberts (3-5-07)	80.0% (8-10)-3x (MR Mitch Patton vs. IPFW 3-8-14)
<b>3PT Field Goals:</b>	11 vs. Southern Utah (3-7-04)	1 vs. North Dakota State (3-6-16)	6 - twice (MR Leroy Nobles vs. UMKC 3-6-11)
<b>3PT FG Att.:</b>	23 vs. Oral Roberts (3-11-08)	9 vs. Oral Roberts (3-8-15)	9-6 times (MR Leroy Nobles vs. UMKC 3-6-11)
<b>3FG%:</b>	55.0% (11-20) vs. S. Utah (3-7-04)	8.3% (1-12) vs. North Dakota St. (3-6-16)	75.0% (6-8) Odell Bradley vs. S. Utah (3-10-03)
<b>Free Throws:</b>	32 vs. Oakland (3-3-02)	2 vs. Fort Wayne (3-8-14)	12 - George Hill vs. Oakland (3-4-06)
<b>FT Attempts:</b>	39 vs. Oakland (3-3-02)	4 vs. South Dakota State (3-3-12)	15-twice (MR George Hill vs. Oakland - 3-4-06)
<b>FT%:</b>	100% (4-4) vs. South Dakota St. (3-3-12)	33.3% (2-6) vs. Fort Wayne (3-8-14)	90.0% (9-10)-2x (MR Leroy Nobles vs. UMKC 3-6-11)
<b>Off. Rebounds:</b>	25 vs. Chicago State (3-8-04)	5 - four times	9 - DavRon Williams vs. Oral Roberts (3-8-15)
<b>Def. Rebounds:</b>	33 vs. Southern Utah (3-4-07)	14 vs. South Dakota State (3-3-12)	11 - Matt O'Leary vs. North Dakota St. (3-6-16)
<b>Rebounds:</b>	49 vs. Chicago State (3-8-04)	22 vs. South Dakota State (3-9-13)	16 - DavRon Williams vs. Oral Roberts (3-8-15)
<b>Fouls:</b>	23 - twice	15 - six times	---
<b>Assists:</b>	19 vs. Oakland (3-3-02)	2 vs. Oral Roberts (3-5-07)	10 - twice
<b>Turnovers:</b>	20 vs. Southern Utah (3-7-04)	5 vs. Valparaiso (3-5-01)	8 - Alex Young vs. Oral Roberts (3-8-10)
<b>Blocks:</b>	8 - twice	0 vs. Western Illinois (3-9-03)	3-six times (MR Mitch Patton vs. IPFW 3-8-14)
<b>Steals:</b>	11 vs. Valparaiso (3-5-02)	0 vs. Oral Roberts (3-5-07)	5 - Billy Pettiford vs. Oral Roberts (3-8-10)

### IUPUI SUMMIT LEAGUE TOURNNEY HISTORY

Year	Seed	Site	Quarterfinals	Semifinals	Finals	All-Tourney
2001:	5	Fort Wayne, Ind.	IUPUI 54, UMKC 52	Valparaiso 65, IUPUI 54		none
2002:	6	Fort Wayne, Ind.	IUPUI 90, Oakland 84	IUPUI 58, Oral Roberts 53	Valparaiso 88, IUPUI 55	Charles Price
2003:	2	Kansas City, Mo.	IUPUI 75, W. Illinois 51	IUPUI 72, Southern Utah 67	IUPUI 66, Valparaiso 64	Josh Mullins, <i>Josh Murray</i>
2004:	2	Kansas City, Mo.	IUPUI 74, Southern Utah 60	IUPUI 68, Chicago State 47	Valparaiso 75, IUPUI 70	<i>Odell Bradley</i>
2005:	4	Tulsa, Okla.	IUPUI 70, W. Illinois 62	Oral Roberts 80, IUPUI 69		none
2006:	2	Tulsa, Okla.	IUPUI 69, Oakland 63	Chicago State 57, IUPUI 53		George Hill
2007:	4	Tulsa, Okla.	IUPUI 71, Southern Utah 59	Oral Roberts 75, IUPUI 54		none
2008:	2	Tulsa, Okla.	IUPUI 69, UMKC 65	IUPUI 80, Oakland 65	Oral Roberts 71, IUPUI 64	George Hill
2009:	4	Sioux Falls, S.D.	Southern Utah 53, IUPUI 48			none
2010:	2	Sioux Falls, S.D.	IUPUI 77, W. Illinois 68	IUPUI 69, Oral Roberts 65	Oakland 76, IUPUI 64	Robert Glenn, Alex Young
2011:	3	Sioux Falls, S.D.	IUPUI 79, UMKC 55	Oral Roberts 83, IUPUI 77		Leroy Nobles
2012:	7	Sioux Falls, S.D.	South Dakota St. 77, IUPUI 56			none
2013:	8	Sioux Falls, S.D.	South Dakota St. 66, IUPUI 49			none
2014:	8	Sioux Falls, S.D.	Fort Wayne 85, IUPUI 47			none
2015:	6	Sioux Falls, S.D.	Oral Roberts 58, IUPUI 56			none
2016:	4	Sioux Falls, S.D.	North Dakota St. 60, IUPUI 45			none
2017:	7	Sioux Falls, S.D.				none

MVPs noted in *red italics*

### IUPUI SUMMIT LEAGUE TOURNNEY RECORDS

By Site			By Round			By Opponent		
Fort Wayne, Ind.	3-2	.600	Quarterfinals	10-6	.625	Chicago State	1-1	.500
Kansas City, Mo.	5-1	.833	Semifinals	5-5	.500	Fort Wayne	0-1	.000
Tulsa, Okla.	5-4	.556	Finals	1-4	.200	UMKC	3-0	1.000
Sioux Falls, S.D.	3-8	.273	Totals	16-15	.516	North Dakota State	0-1	.000
<i>(3-6 at SF Arena; 0-1 at PREMIER Center)</i>						Oakland	3-1	.750
Totals	16-15	.516				Oral Roberts	2-5	.286
			<b>By Seed</b>			South Dakota State	0-2	.000
			#1	0-0	.000	Southern Utah	3-1	.750
			#2	10-4	.714	Valparaiso	1-3	.250
			#3	1-1	.500	Western Illinois	3-0	1.000
			#4	2-4	.333	Totals	16-15	.516
			#5	1-1	.500			
			#6	2-2	.500			
			#7	0-1	.000			
			#8	0-2	.000			
			Totals	16-15	.516			

### JAGS RETURNERS IN SUMMIT TOURNAMENT (sorted by ppg)

Name	GP-S	MPG	PPG	RPG	APG	FG	3FG	FT	HI
T.J. Henderson	1-0	26.0	11.0	7.0	1.0	5-9	1-3	0-1	11
Matt O'Leary	1-1	29.0	8.0	12.0	1.0	2-6	0-3	4-4	8
Evan Hall	1-1	13.0	6.0	2.0	0.0	2-4	0-0	2-3	6
Aaron Brennan	2-0	21.5	4.0	2.0	1.5	4-9	0-0	0-0	8
Josh James	2-1	5.0	2.0	1.0	0.0	1-3	0-0	2-2	4
Grant Sinn	1-0	1.0	0.0	0.0	0.0	0-0	0-0	0-0	0
D.J. McCall	1-0	14.0	0.0	0.0	2.0	0-2	0-0	0-0	0

## 2016-2017 POINTS-REBOUNDS-ASSISTS

Opponent	Date	Score	00		01		05		11		12		15		20	
			COMBS,DARE	HENDERSON,	THOMAS,KEL	JAMES,JOSH	HUDSON,CHA	O'LEARY,MA	SINN,GRANT							
at Eastern Kentucky	11/11/16	87-97	L	28-0-4	10-3-1	11-4-2	3-4-0	DNP	7-6-2	DNP						
at Michigan	11/13/16	65-77	L	22-2-2	2-1-2	10-4-3	0-3-0	DNP	13-3-1	DNP						
HOWARD	11/18/16	77-55	W	11-0-2	14-2-1	7-0-3	4-1-0	0-1-0	10-10-4							0-0-0
EASTERN MICHIGAN	11/19/16	83-71	W	9-0-7	0-1-1	14-1-6	2-3-0	DNP	11-9-4	DNP						
at Marquette	11/22/16	79-104	L	15-0-4	6-2-2	2-3-2	2-1-0	0-1-0	12-9-5	DNP						
at SIUE	11/26/16	58-61	L	16-4-2	2-2-6	0-2-2	2-2-0	DNP	22-8-2	DNP						
at Illinois State	11/30/16	63-77	L	13-3-3	0-0-0	9-2-2	0-0-0	DNP	17-7-3	DNP						
at Ball State	12/03/16	73-62	W	21-1-4	0-0-1	6-4-5	0-2-0	DNP	20-3-3	DNP						
at Illinois	12/06/16	77-85	L	18-3-4	0-0-1	6-3-1	2-2-0	DNP	25-6-1	DNP						
at Miami	12/10/16	68-71	L	13-2-3	5-1-1	6-2-4	0-2-1	DNP	11-8-2	DNP						
URBANA	12/12/16	109-67	W	28-2-2	11-6-3	11-3-5	2-2-0	3-1-1	10-9-3							3-1-0
at Southern Utah	12/17/16	101-81	W	16-2-3	11-4-3	9-3-3	4-2-0	0-0-1	20-0-2	DNP						0-0-0
at Northwestern	12/20/16	65-87	L	7-3-1	10-1-2	3-2-3	5-1-0	DNP	13-7-4	DNP						
MARIAN	12/28/16	81-60	W	23-2-2	6-1-2	8-1-3	3-5-0	0-0-0	10-6-2	DNP						0-0-0
WESTERN ILLINOIS	12/31/16	89-71	W	28-3-3	7-2-1	15-1-3	4-2-0	0-0-0	20-9-3	DNP						
at North Dakota State	01/05/17	89-93	L	13-2-3	7-3-1	21-3-3	2-5-0	DNP	16-5-3	DNP						
at South Dakota	01/07/17	74-85	L	27-5-2	3-1-0	7-3-1	2-2-0	0-0-0	14-7-2	DNP						0-0-0
OMAHA	01/11/17	71-79	L	13-2-2	2-0-0	10-0-4	2-4-0	DNP	11-6-0	DNP						
at Oral Roberts	01/14/17	91-85	W	8-4-1	3-0-2	15-2-3	2-3-0	DNP	17-5-5	DNP						
SOUTH DAKOTA STATE	01/18/17	85-83	W	18-2-0	4-2-3	11-0-4	0-2-0	DNP	10-7-4	DNP						
DENVER	01/21/17	74-78	L	9-1-2	8-1-2	11-1-0	0-0-0	DNP	9-9-0	DNP						
at Fort Wayne	01/25/17	73-103	L	7-6-5	11-1-3	9-3-4	0-1-0	0-0-0	9-4-0	DNP						0-0-0
at Western Illinois	01/28/17	69-78	L	21-3-4	4-1-2	7-2-1	0-3-0	DNP	6-1-0	DNP						
NORTH DAKOTA STATE	02/01/17	86-81	W	10-2-7	11-1-2	4-4-3	4-3-0	DNP	24-9-2	DNP						
at Omaha	02/08/17	89-78	W	18-2-2	5-2-1	25-1-3	0-2-0	DNP	17-4-2	DNP						
ORAL ROBERTS	02/11/17	68-74	L	18-3-2	9-1-2	13-2-3	0-0-0	DNP	6-4-2	DNP						
at South Dakota State	02/15/17	67-81	L	17-1-2	6-0-0	7-0-2	0-7-0	DNP	23-10-2	DNP						
at Denver	02/19/17	83-72	W	18-6-3	10-1-2	12-2-2	0-4-0	DNP	12-5-2	DNP						
FORT WAYNE	02/23/17	83-82	W	20-2-1	4-0-2	12-0-1	4-0-0	DNP	14-5-2	DNP						
SOUTH DAKOTA	02/25/17	85-92	L	19-2-5	4-1-1	7-6-2	0-2-0	DNP	18-4-3	DNP						

Opponent	Date	Score	22		24		25		33		35		45	
			MCCALL,DJ	HALL,EVAN	PATTERSON,	FRASER,GIO	THOMAS,NOA	BRENNAN,AA						
at Eastern Kentucky	11/11/16	87-97	L	5-3-1	1-10-0	11-0-1	2-0-0	DNP	9-4-3					
at Michigan	11/13/16	65-77	L	6-7-1	3-5-0	2-1-1	0-0-0	DNP	7-2-0					
HOWARD	11/18/16	77-55	W	2-4-3	6-2-2	15-2-2	3-2-0	1-0-0	4-1-2					
EASTERN MICHIGAN	11/19/16	83-71	W	5-3-0	12-11-2	17-5-1	DNP	DNP	13-5-0					
at Marquette	11/22/16	79-104	L	10-6-1	4-1-0	15-1-2	4-2-0	0-0-0	9-3-0					
at SIUE	11/26/16	58-61	L	1-2-0	4-1-0	3-3-2	DNP	DNP	8-5-0					
at Illinois State	11/30/16	63-77	L	0-3-0	4-7-0	15-2-3	0-1-0	DNP	5-4-0					
at Ball State	12/03/16	73-62	W	6-13-2	14-6-0	0-1-1	DNP	DNP	6-2-0					
at Illinois	12/06/16	77-85	L	8-1-1	10-6-0	3-2-2	0-0-0	DNP	5-2-0					
at Miami	12/10/16	68-71	L	14-7-0	5-9-1	8-2-0	0-0-0	DNP	6-2-1					
URBANA	12/12/16	109-67	W	4-4-2	12-3-4	10-6-3	0-3-0	2-3-0	13-5-4					
at Southern Utah	12/17/16	101-81	W	4-4-1	11-3-1	15-3-6	2-4-0	2-1-0	7-3-2					
at Northwestern	12/20/16	65-87	L	9-5-0	6-8-0	8-2-1	0-0-0	DNP	4-1-0					
MARIAN	12/28/16	81-60	W	4-11-7	4-5-1	5-3-2	5-2-0	0-0-0	13-4-1					
WESTERN ILLINOIS	12/31/16	89-71	W	2-9-0	8-7-0	2-2-0	DNP	DNP	3-3-0					
at North Dakota State	01/05/17	89-93	L	3-11-2	8-5-1	11-2-3	DNP	DNP	8-4-1					
at South Dakota	01/07/17	74-85	L	2-0-3	11-4-1	5-1-1	0-0-0	DNP	3-0-2					
OMAHA	01/11/17	71-79	L	0-8-2	21-11-0	10-2-4	DNP	DNP	2-3-0					
at Oral Roberts	01/14/17	91-85	W	21-6-5	7-8-0	12-3-0	0-0-0	DNP	6-2-1					
SOUTH DAKOTA STATE	01/18/17	85-83	W	9-4-0	7-5-0	19-4-2	DNP	DNP	7-1-0					
DENVER	01/21/17	74-78	L	6-4-0	6-2-0	13-5-4	DNP	DNP	12-2-0					
at Fort Wayne	01/25/17	73-103	L	2-4-1	11-0-0	11-2-0	2-0-0	0-0-0	11-4-1					
at Western Illinois	01/28/17	69-78	L	0-2-1	2-8-0	17-2-3	DNP	DNP	12-6-1					
NORTH DAKOTA STATE	02/01/17	86-81	W	2-3-3	DNP	13-3-3	DNP	DNP	18-8-1					
at Omaha	02/08/17	89-78	W	2-6-4	6-8-0	5-1-3	DNP	DNP	11-4-0					
ORAL ROBERTS	02/11/17	68-74	L	0-4-0	4-3-1	4-3-1	DNP	DNP	14-4-1					
at South Dakota State	02/15/17	67-81	L	0-8-2	DNP	8-5-1	DNP	DNP	6-3-1					
at Denver	02/19/17	83-72	W	7-2-2	8-2-0	11-2-1	DNP	DNP	5-3-1					
FORT WAYNE	02/23/17	83-82	W	5-4-2	8-6-0	11-3-2	DNP	DNP	5-1-1					
SOUTH DAKOTA	02/25/17	85-92	L	2-4-1	10-4-0	11-3-5	DNP	DNP	14-5-0					

## 2016-2017 INDIVIDUAL SUPERLATIVES

	<i>IUPUI</i>	<i>Opponent</i>
<b>Points</b>	28 - three times	32 - Malcolm Hill at Illinois (12/6/16)
<b>Field Goals Made</b>	11 - Darell Combs vs. W. Illinois (12/31/16)	11 - Malcolm Hill at Illinois (12/6/16)
<b>Field Goals Attempted</b>	19 - four times	18 - three times
<b>Highest FG Pct. (min. 5 made)</b>	.889 (8-9) - Matt O'Leary at S. Utah (12/17/16)	1.000 (6-6) - Luke Fischer at Marquette (11/22/16)
<b>3-Pt Field Goals Made</b>	6 - twice	5 - three times
<b>3-Pt Field Goals Attempted</b>	10 - twice	12 - Sean Sellers at Ball State (12/3/16)
<b>3-Pt FG Pct. (min. 3 made)</b>	1.000 (3-3) - twice	1.000 (5-5) - Kason Harrell vs Fort Wayne (2/23/17)
<b>Free Throws Made</b>	13 - Kellon Thomas at Omaha (2/8/17)	16 - Asante Gist at EKU (11/11/16)
<b>Free Throws Attempted</b>	13 - Kellon Thomas at Omaha (2/8/17)	22 - Asante Gist at EKU (11/11/16)
<b>Free Throw Pct. (min. 5 made)</b>	1.000 (13-13) - Kellon Thomas at Omaha (2/8/17)	1.000 (14-14) - Triston Simpson vs. USD (2/25/17)
<b>Offensive Rebounds</b>	6 - twice	6 - twice
<b>Defensive Rebounds</b>	10 - Matt O'Leary vs. Howard (11/18/16)	12 - Sanjay Lumpkin at Northwestern (12/20/16)
<b>Total Rebounds</b>	13 - D.J. McCall at Ball State (12/3/16)	14 - D.J. Wilson at Michigan (11/13/16)
<b>Assists</b>	7 - three times	9 - twice
<b>Turnovers</b>	6 - Darell Combs at N. Dakota State (1/5/17)	7 - twice
<b>Blocked Shots</b>	3 - four times	6 - Gavin Skelly at Northwestern (12/20/16)
<b>Steals</b>	5 - Matt O'Leary vs Fort Wayne (2/23/2017)	5 - twice
<b>Minutes Played (regulation game)</b>	39 - Darell Combs at SIUE (11/26/16)	39 - twice
<b>Minutes Played (OT game)</b>	41 - Matt O'Leary vs. N. Dakota State (2/1/17)	41 - twice

## 2016-2017 COMPARISON STATISTICS

Opponent	1st	2nd	Score	Mar	Total FG	FG Pct	3-Pointers	3FG Pct	Free Throws	FT Pct	Rebounds	Assist	T/Over	Block	Steal	Fouls	
Eastern Kentucky	28/42	59/55	87-97	(10)	29-66/21-52	.439/.404	9-25/10-25	.360/.400	20-27/45-56	.741/.804	37/37	-	14/11	14/13	5/3	3/3	37/28
Michigan	32/43	33/34	65-77	(12)	23-57/27-60	.404/.450	5-14/7-21	.357/.333	14-19/16-18	.737/.889	31/40	(9)	10/10	8/9	2/7	3/4	17/15
HOWARD	39/23	38/32	77-55	+22	25-53/16-45	.472/.356	12-30/10-9	.400/.000	15-30/23-34	.500/.676	33/40	(7)	19/4	7/14	0/4	7/1	23/25
EASTERN MICHIGAN	36/22	47/49	83-71	+12	27-57/25-68	.474/.368	10-20/3-17	.500/.176	19-26/18-22	.731/.818	42/37	+5	21/8	19/14	1/4	9/12	20/22
Marquette	37/57	42/47	79-104	(25)	28-68/36-63	.412/.571	6-20/9-23	.300/.391	17-25/23-26	.680/.885	30/39	(9)	16/22	14/13	0/4	7/9	20/24
SIUE	35/34	23/27	58-61	(3)	24-63/18-51	.381/.353	4-16/3-12	.250/.250	6-11/22-31	.545/.710	35/46	(11)	14/7	10/15	2/1	6/2	26/19
Illinois State	29/44	34/33	63-77	(14)	21-54/30-60	.389/.500	6-19/6-18	.316/.333	15-20/11-21	.750/.524	31/42	(11)	11/18	14/13	5/9	6/7	17/20
Ball State	29/36	44/26	73-62	+11	25-56/25-62	.446/.403	6-20/9-29	.300/310	17-25/3-10	.680/.300	38/38	-	16/16	11/14	2/3	8/1	16/21
Illinois	42/41	35/44	77-85	(8)	27-60/27-49	.450/.551	8-26/7-16	.308/.438	15-18/24-30	.833/.800	28/29	(1)	10/14	14/15	2/2	7/7	20/15
Miami	28/42	40/29	68-71	(3)	25-61/27-59	.410/.458	10-33/8-20	.303/.400	8-15/9-15	.533/.600	38/34	+4	13/17	17/17	6/3	9/4	21/20
URBANA	58/35	51/32	109-67	+42	37-58/23-69	.638/.333	17-29/10-29	.586/.345	18-22/11-11	.818/1.000	50/20	+30	27/10	21/10	3/0	3/11	16/19
Southern Utah	51/29	50/52	101-81	+20	38-63/25-52	.603/.481	13-28/7-17	.464/.412	12-20/24-31	.600/.774	34/26	+8	22/13	14/18	3/1	10/3	25/20
Northwestern	31/46	34/41	65-87	(22)	24-67/31-64	.358/.484	6-22/9-26	.273/.346	11-21/16-18	.624/.889	37/47	(10)	11/23	7/9	2/12	4/3	18/20
MARIAN	38/24	43/36	81-60	+21	29-62/24-64	.468/.375	10-24/8-19	.417/.263	13-21/7-11	.619/.636	42/39	+3	20/9	16/17	7/5	7/9	15/22
WESTERN ILLINOIS	47/39	42/32	89-71	+18	31-55/27-61	.477/.443	7-14/10-20	.500/.417	20-23/7-11	.870/.636	41/31	+10	10/12	10/15	3/4	6/4	17/21
North Dakota State	41/42	48/51	89-93	(4)	28-76/27-52	.368/.519	12-30/10-20	.400/.500	21-28/29-39	.750/.744	45/33	+12	17/16	12/11	1/2	7/6	27/23
South Dakota	37/39	37/46	74-85	(11)	26-55/30-53	.473/.566	8-16/4-11	.500/.364	14-18/21-31	.778/.677	27/29	(2)	12/14	17/12	1/6	1/7	25/20
OMAHA	32/40	39/39	71-79	(8)	29-71/30-64	.408/.469	5-19/7-21	.263/.333	8-14/12-18	.571/.667	44/40	+4	12/13	17/14	4/10	7/10	19/18
Oral Roberts	50/47	41/38	91-85	+6	34-62/30-60	.548/.500	11-22/9-17	.500/.529	12-18/16-17	.667/.941	36/25	+11	17/17	15/11	2/4	7/8	17/19
SOUTH DAKOTA STATE	45/43	33/35	85-83	+2	33-69/32-58	.478/.552	11-28/4-15	.393/.267	8-14/15-23	.571/.652	33/36	(3)	13/12	8/16	5/5	1/4	20/16
DENVER	43/38	31/40	74-78	(4)	26-57/30-56	.466/.536	9-23/9-22	.391/.409	13-19/9-12	.684/.750	26/38	(12)	8/16	8/14	3/3	4/3	12/18
Fort Wayne	32/48	41/55	73-103	(30)	26-59/38-66	.441/.576	8-20/13-30	.400/.433	13-22/14-16	.591/.875	28/37	(9)	14/22	20/16	2/7	5/13	14/23
Western Illinois	29/30	40/48	69-78	(9)	24-58/28-54	.414/.519	10-27/6-17	.370/.353	11-15/16-22	.733/.727	32/33	(1)	12/14	9/10	5/5	7/4	19/14
NORTH DAKOTA STATE	42/35	30/37	86-81	+5	33-67/29-65	.493/.446	14-24/9-22	.583/.409	6-7/14-18	.857/.778	37/36	+1	21/10	13/10	5/5	5/6	15/13
Omaha	45/38	44/40	89-78	+11	29-58/22-46	.500/.478	13-27/6-17	.481/.353	18-21/28-35	.857/.800	34/26	+8	15/10	13/18	1/1	12/6	25/18
ORAL ROBERTS	31/42	37/32	68-74	(6)	25-57/25-48	.439/.521	9-24/8-15	.375/.533	9-14/16-17	.643/.941	25/31	(6)	12/12	8/13	2/2	7/4	16/18
South Dakota State	33/26	34/35	67-81	(14)	25-68/25-49	.368/.510	9-32/6-19	.281/.316	8-14/25-32	.571/.781	34/40	(6)	10/13	10/14	0/5	6/3	27/22
Denver	31/35	52/57	83-72	+11	26-51/26-53	.510/.491	10-19/5-15	.528/.313	21-26/15-22	.808/.682	28/30	(2)	13/12	10/12	2/1	9/4	19/20
FORT WAYNE	35/35	48/47	83-82	+1	27-54/29-50	.500/.580	8-22/10-22	.364/.455	21-30/14-19	.700/.737	22/30	(8)	11/18	10/23	1/1	14/6	21/25
SOUTH DAKOTA	33/39	52/53	85-92	(7)	31-67/26-56	.463/.464	7-19/5-16	.368/.313	16-25/35-43	.640/.814	35/40	(5)	17/14	10/11	6/3	4/6	26/24

Note: Game totals are displayed in the format TEAM/OPPONENT for each category

## 2016-2017 TEAM SUPERLATIVES

IUPUI High	IUPUI Low	Statistical Category	Opponent High	Opponent Low
109 vs. Urbana (12/12)	58 at SIUE (11/26)	<b>Points</b>	104 at Marquette (11/22)	55 vs. Howard (11/18)
58 vs. Urbana (12/12)	28 - twice	<b>First Half Points</b>	57 at Marquette (11/22)	22 vs. E. Michigan (11/19)
59 at E. Kentucky (11/11)	31 vs. Denver (1/21)	<b>Second Half Points</b>	55 - three times	26 at Ball State (12/3)
38 at S. Utah (12/17)	21 at Illinois St. (11/26)	<b>Field Goals</b>	38 at Fort Wayne (1/25)	16 vs. Howard (11/18)
76 at N. Dakota St. (1/5)	51 at Denver (2/19)	<b>Field Goal Attempts</b>	69 vs. Urbana (12/12)	45 vs. Howard (11/18)
.638 vs. Urbana (12/12)	.358 at Northwestern (12/20)	<b>FG Percentage</b>	.580 vs Fort Wayne (2/23)	.333 vs. Urbana (12/12)
17 vs. Urbana (12/12)	4 at SIUE (11/26)	<b>3-Point Field Goals</b>	13 at Fort Wayne (1/25)	0 vs. Howard (11/18)
33 at Miami (12/10)	14 - twice	<b>3-Point Field Goal Att.</b>	30 at Fort Wayne (1/25)	9 vs. Howard (11/18)
.586 vs. Urbana (12/12)	.250 at SIUE (11/26)	<b>3-Point FG Percentage</b>	.529 at Oral Roberts (1/14)	.000 vs. Howard (11/18)
21 - three times	6 - twice	<b>Free Throws</b>	45 at E. Kentucky (11/11)	3 at Ball State (12/3)
30 - twice	11 at SIUE (11/26)	<b>Free Throw Attempts</b>	56 at E. Kentucky (11/11)	10 at Ball State (12/3)
.870 vs. W. Illinois (12/31)	.500 vs. Howard (11/18)	<b>Free Throw Percentage</b>	1.000 vs. Urbana (12/12)	.300 at Ball State (12/3)
22 at N. Dakota St. (1/5)	5 at South Dakota (1/7)	<b>Offensive Rebounds</b>	17 vs. E. Michigan (11/19)	5 - four times
41 vs. Urbana (12/12)	16 - twice	<b>Defensive Rebounds</b>	35 at S. Dakota St. (2/15)	15 vs. Urbana (12/12)
50 vs. Urbana (12/12)	22 vs Fort Wayne (2/23)	<b>Total Rebounds</b>	47 at Northwestern (12/20)	20 vs. Urbana (12/12)
37 at E. Kentucky (11/11)	12 vs. Denver (1/21)	<b>Fouls</b>	28 at E. Kentucky (11/11)	13 vs. North Dakota State (2/1)
27 vs. Urbana (12/12)	8 vs. Denver (1/21)	<b>Assists</b>	23 at Northwestern (12/20)	4 vs. Howard (11/18)
21 vs. Urbana (12/12)	7 - twice	<b>Turnovers</b>	23 vs Fort Wayne (2/23)	9 - twice
7 vs. Marian (12/28)	0 - three times	<b>Blocked Shots</b>	12 at Northwestern (12/20)	0 vs. Urbana (12/12)
14 vs Fort Wayne (2/23)	1 at South Dakota (1/7)	<b>Steals</b>	13 at Fort Wayne (1/25)	1 - twice

## 2016-2017 GAME-BY-GAME LEADERS / STARTING FIVES

Opponent	Starting 5	Points	Rebounds	Assists	Blocks	Steals
# St. Joseph's	Combs-Hall-O'Leary-Patterson-Thomas	2 tied w/ 14	2 tied w/ 7	2 tied w/ 4	5 tied w/ 1	3 tied w/ 1
at E. Kentucky	Combs-Hall-O'Leary-Patterson-Thomas	Combs (28)	Hall (10)	Combs (4)	2 tied w/ 2	3 tied w/ 1
at Michigan	Combs-Hall-O'Leary-Patterson-Thomas	Combs (22)	McCall (7)	K. Thomas (3)	2 tied w/ 1	3 tied w/ 1
Howard	Combs-Hall-O'Leary-Patterson-Thomas	Patterson (15)	O'Leary (10)	O'Leary (4)	---	2 tied w/ 2
E. Michigan	Combs-Hall-O'Leary-Patterson-Thomas	Patterson (17)	Hall (11)	Combs (7)	Hall (1)	4 tied w/ 2
at Marquette	Combs-Hall-O'Leary-Patterson-Thomas	2 tied w/ 15	O'Leary (9)	O'Leary (5)	---	Patterson (4)
at SIUE	Combs-Hall-O'Leary-Patterson-Thomas	O'Leary (22)	O'Leary (8)	Henderson (6)	2 tied w/ 1	2 tied w/ 2
at Illinois St.	Combs-Hall-O'Leary-Patterson-Thomas	O'Leary (17)	2 tied w/ 7	3 tied w/ 3	Patterson (2)	3 tied w/ 2
at Ball St.	Combs-Hall-O'Leary-Patterson-Thomas	Combs (21)	McCall (13)	K. Thomas (5)	2 tied w/ 1	O'Leary (4)
at Illinois	Combs-Hall-O'Leary-Patterson-Thomas	O'Leary (25)	2 tied w/ 6	Combs (4)	2 tied w/ 1	Patterson (2)
at Miami (OH)	Combs-Hall-O'Leary-Patterson-Thomas (3-7)	McCall (14)	Hall (9)	K. Thomas (4)	Hall (3)	Patterson (3)
Urbana	Combs-Hall-McCall-O'Leary-Thomas	Combs (28)	O'Leary (9)	K. Thomas (5)	Hall (2)	3 tied w/ 1
at Southern Utah	Combs-Hall-McCall-O'Leary-Thomas	O'Leary (20)	3 tied w/ 4	Patterson (6)	3 tied w/ 1	Henderson (4)
at Northwestern	Combs-Hall-McCall-O'Leary-Thomas	O'Leary (13)	Hall (8)	O'Leary (4)	2 tied w/ 1	O'Leary (2)
Marian	Combs-Hall-McCall-O'Leary-Thomas	Combs (23)	McCall (11)	McCall (7)	O'Leary (3)	Henderson (2)
W. Illinois	Combs-Hall-McCall-O'Leary-Thomas	Combs (28)	2 tied w/ 9	3 tied w/ 3	Hall (3)	Patterson (3)
at N. Dakota St.	Combs-Hall-McCall-O'Leary-Thomas	K. Thomas (21)	McCall (11)	4 tied w/ 3	O'Leary (1)	2 tied w/ 2
at S. Dakota	Combs-Hall-McCall-O'Leary-Thomas	Combs (27)	O'Leary (7)	McCall (3)	McCall (1)	O'Leary (1)
Omaha	Combs-Hall-McCall-O'Leary-Thomas	Hall (21)	Hall (11)	2 tied w/ 4	Hall (3)	Patterson (3)
at Oral Roberts	Combs-Hall-McCall-O'Leary-Thomas	McCall (21)	Hall (8)	2 tied w/ 5	2 tied w/ 1	3 tied w/ 2
S. Dakota St.	Combs-Hall-McCall-O'Leary-Thomas	Patterson (19)	O'Leary (7)	2 tied w/ 4	Hall (2)	Henderson (3)
Denver	Combs-Hall-McCall-O'Leary-Thomas	Patterson (13)	O'Leary (9)	Patterson (4)	Hall (2)	4 tied w/ 1
at Fort Wayne	Combs-Hall-McCall-O'Leary-Thomas	4 tied w/ 11	Combs (6)	Combs (5)	2 tied w/ 1	5 tied w/ 1
at W. Illinois	Combs-Hall-McCall-O'Leary-Thomas (6-7)	Combs (21)	Hall (8)	Combs (4)	Patterson (2)	2 tied w/ 2
N. Dakota St.	Brennan-Combs-McCall-O'Leary-Thomas	O'Leary (24)	O'Leary (9)	Combs (7)	Patterson (2)	Combs (2)
at Omaha	Brennan-Combs-McCall-O'Leary-Thomas	Thomas (25)	Hall (8)	McCall (4)	Brennan (1)	McCall (3)
Oral Roberts	Brennan-Combs-McCall-O'Leary-Thomas	Combs (18)	3 tied w/ 4	Thomas (3)	2 tied w/ 1	Patterson (3)
at S. Dakota St.	Brennan-Combs-McCall-O'Leary-Thomas	O'Leary (23)	O'Leary (10)	4 tied w/ 2	---	2 tied w/ 2
at Denver	Brennan-Combs-McCall-O'Leary-Thomas	Combs (18)	Combs (6)	Combs (3)	2 tied w/ 1	3 tied w/ 2
Fort Wayne	Brennan-Combs-McCall-O'Leary-Thomas	Combs (20)	Hall (6)	4 tied w/ 2	Hall (1)	O'Leary (5)
S. Dakota	Brennan-Combs-McCall-O'Leary-Thomas (4-3)	Combs (19)	K. Thomas (6)	2 tied w/ 5	2 tied w/ 2	Hall (2)
vs. N. Dakota St.						
Summit Semis						
Summit Finals						

## HEAD COACH JASON GARDNER



**Jason Gardner** was named the eighth head coach in IUPUI men's basketball program's history on April 2, 2014. Gardner, the 1999 winner of the Indiana Mr. Basketball Award, spent a year on the University of Memphis bench and two seasons at Loyola prior to that.

In his first season on the Jaguars' bench, he guided IUPUI to 10 wins, more than tripling the program's Division I win total from a year prior. His hiring paid immediate dividends on the recruiting trail, as he immediately inked five Division I transfers, four of whom were former in-state standouts.

In year two, Gardner led the Jags to a 13-win season against one of the nation's stiffest schedules, including a 9-7 mark in league play and a finish in the top half of the league standings.

Gardner has shown he's a proven recruiter, inking talent, both through high school signees, transfers and graduate transfers.

While at Memphis, Gardner helped the Tigers to a 24-10 record as Shaq Goodwin and Joe Jackson earned All-Conference accolades. In addition, Memphis forward Austin Nichols was a unanimous selection to the American Athletics Conference All-Rookie Team after averaging 9.1 points and 4.2 boards per game. Gardner was a college teammate of current Memphis Head Coach Josh Pastner at Arizona.

Prior to coming to Memphis, Gardner was an assistant under Porter Moser at Loyola, helping the Ramblers to an eight-game improvement from 2011-12 to 2012-13. He coached Ben Averkamp to All-Horizon League accolades for two straight seasons, while Loyola point guard Cully Payne was a Bob Cousy Award nominee. He also helped recruit one of the top signing classes in the Horizon League prior to the 2012-13 season. Gardner's coaching career began in 2010 when he served as an assistant at nearby Cathedral High School.

Gardner's racked up numerous accolades during his prestigious high school, college and professional playing careers. He was a 1999 McDonald's and Parade All-American while at North Central High School, finishing his prep career with a school record 1,669 points. He was a two-time Gatorade Circle of Champions Indiana Player of the Year and was named the 1998-99 Indianapolis County Player of the Year by The Indianapolis Star and Indianapolis News. His senior season, he helped NCHS to the IHSAA 4A state championship and Tournament of Champions title while averaging 22.6 points, 4.7 rebounds, 4.0 assists and 3.0 steals per game.

The 5-foot-10 point guard was recruited to the University of Arizona by legendary Head Coach Lute Olsen, where he was a four-year All-American for the Wildcats. He was the 2002-03 Naismith National Player of the Year and Lowe's Senior CLASS award recipient. He was the 2000 consensus National Freshman of the Year and closed his career as one of four players in Pac-12 history with 1,500 points, 500 assists and 200 steals for a career. He helped lead Arizona to two Pac-12 regular season titles (2000, 2003) and four consecutive NCAA Tournament berths. The Wildcats made three Sweet Sixteens (2001, 2002, 2003), two Elite Eights (2001, 2003) and were the NCAA national runner-up in 2001. All total, Arizona won 107 games during Gardner's four seasons and he still holds school records for games started (135) and minutes played (4,825), while ranking third in school history with 1,984 career points. He also finished second in threes made (318) and fourth in assists (622). He earned his degree from the university in 2011 in disciplinary studies.

Gardner later played professionally overseas for more than eight years, primarily in Germany. In 2009, he was named MVP of German Basketball Bundesliga after helping Oldenburg to the league crown, averaging 13.7 points, 4.0 assists and 3.0 boards per game. He was a two-time Basketball Bundesliga All-Star, including starting the 2007 game.

Gardner is married to the former Jacquelyn Maxberry and the couple has four children, Jasper, Jason Jr., Jacob and Jackson.



### THE GARDNER FILE

**School:** ..... Arizona, '11

**Seasons with IUPUI:** ..... third season

**Career Record:** ..... 36-57 (3rd year)

#### Coaching Experience:

..... 2014-pres., Head Coach, IUPUI

..... 2013-14, Assistant Coach, Memphis

..... 2011-13, Assistant Coach, Loyola (Ill.)

..... 2010-11, Assistant Coach, Cathedral H.S.



## IUPUI PLAYER CAREER STATS

### BRENNAN, Aaron

Season	gp-gs	min/avg	Total		3-Point		F-Throws		Rebounds				Other					Scoring		
			fg-fga	pct	fg-fga	pct	ft-fa	pct	off	def	tot	avg	pf	fo	ast	to	blk	stl	pts	avg
2014-15	28-24	585/20.9	71-136	.522	3-8	.375	33-46	.717	36	52	88	3.1	72	1	27	44	7	21	178	6.4
2015-16	32-9	569/17.8	55-144	.382	1-9	.111	26-31	.839	37	78	115	3.6	68	0	33	31	11	12	137	4.3
2016-17	30-7	549/18.3	94-186	.505	24-50	.480	34-45	.756	26	70	96	3.2	71	4	24	29	8	15	246	8.2
<b>TOTAL</b>	<b>90-40</b>	<b>1703/18.9</b>	<b>220-466</b>	<b>.472</b>	<b>28-67</b>	<b>.418</b>	<b>93-122</b>	<b>.762</b>	<b>99</b>	<b>200</b>	<b>299</b>	<b>3.3</b>	<b>211</b>	<b>5</b>	<b>84</b>	<b>104</b>	<b>26</b>	<b>48</b>	<b>561</b>	<b>6.2</b>

### COMBS, Darell

Season	gp-gs	min/avg	Total		3-Point		F-Throws		Rebounds				Other					Scoring		
			fg-fga	pct	fg-fga	pct	ft-fa	pct	off	def	tot	avg	pf	fo	ast	to	blk	stl	pts	avg
2015-16	31-29	947/30.5	165-386	.427	58-139	.417	117-155	.755	12	58	70	2.3	93	3	68	101	1	31	505	16.3
2016-17	30-30	971/32.4	176-416	.423	58-173	.335	94-124	.758	15	55	70	2.3	78	1	87	78	4	22	504	16.8
<b>TOTAL</b>	<b>61-59</b>	<b>1918/31.4</b>	<b>341-802</b>	<b>.425</b>	<b>116-312</b>	<b>.372</b>	<b>211-279</b>	<b>.756</b>	<b>27</b>	<b>113</b>	<b>140</b>	<b>2.3</b>	<b>171</b>	<b>4</b>	<b>155</b>	<b>179</b>	<b>5</b>	<b>53</b>	<b>1009</b>	<b>16.5</b>

### FRASER, Giovanni

Season	gp-gs	min/avg	Total		3-Point		F-Throws		Rebounds				Other					Scoring		
			fg-fga	pct	fg-fga	pct	ft-fa	pct	off	def	tot	avg	pf	fo	ast	to	blk	stl	pts	avg
2016-17	14-0	81/5.8	6-14	.429	0-0	.000	6-14	.429	4	10	14	1.0	19	0	0	6	3	0	18	1.3
<b>TOTAL</b>	<b>14-0</b>	<b>81/5.8</b>	<b>6-14</b>	<b>.429</b>	<b>0-0</b>	<b>.000</b>	<b>6-14</b>	<b>.429</b>	<b>4</b>	<b>10</b>	<b>14</b>	<b>1.0</b>	<b>19</b>	<b>0</b>	<b>0</b>	<b>6</b>	<b>3</b>	<b>0</b>	<b>18</b>	<b>1.3</b>

### HALL, Evan

Season	gp-gs	min/avg	Total		3-Point		F-Throws		Rebounds				Other					Scoring		
			fg-fga	pct	fg-fga	pct	ft-fa	pct	off	def	tot	avg	pf	fo	ast	to	blk	stl	pts	avg
2015-16	23-11	383/16.7	50-97	.515	1-1	1.000	19-47	.404	41	50	91	4.0	67	4	14	17	7	10	120	5.2
2016-17	28-23	565/20.2	90-153	.588	0-0	.000	33-87	.379	70	80	150	5.4	78	1	14	38	24	13	213	7.6
<b>TOTAL</b>	<b>51-34</b>	<b>948/18.6</b>	<b>140-250</b>	<b>.560</b>	<b>1-1</b>	<b>1.000</b>	<b>52-134</b>	<b>.388</b>	<b>111</b>	<b>130</b>	<b>241</b>	<b>4.7</b>	<b>145</b>	<b>5</b>	<b>28</b>	<b>55</b>	<b>31</b>	<b>23</b>	<b>333</b>	<b>6.5</b>

### HENDERSON, T.J.

Season	gp-gs	min/avg	Total		3-Point		F-Throws		Rebounds				Other					Scoring		
			fg-fga	pct	fg-fga	pct	ft-fa	pct	off	def	tot	avg	pf	fo	ast	to	blk	stl	pts	avg
2015-16	32-2	522/16.3	49-130	.377	22-64	.344	27-39	.692	5	48	53	1.7	48	1	35	44	2	30	147	4.6
2016-17	30-0	517/17.2	56-120	.467	29-69	.420	34-44	.773	9	32	41	1.4	52	1	50	35	5	28	175	5.8
<b>TOTAL</b>	<b>62-2</b>	<b>1039/16.8</b>	<b>105-250</b>	<b>.420</b>	<b>51-133</b>	<b>.383</b>	<b>61-83</b>	<b>.735</b>	<b>14</b>	<b>80</b>	<b>94</b>	<b>1.5</b>	<b>100</b>	<b>2</b>	<b>85</b>	<b>79</b>	<b>7</b>	<b>58</b>	<b>322</b>	<b>5.2</b>

### HUDSON, Chad

Season	gp-gs	min/avg	Total		3-Point		F-Throws		Rebounds				Other					Scoring		
			fg-fga	pct	fg-fga	pct	ft-fa	pct	off	def	tot	avg	pf	fo	ast	to	blk	stl	pts	avg
2016-17	8-0	20/2.5	1-4	.250	1-3	.333	0-2	.000	0	3	3	0.4	3	0	2	3	0	1	3	0.4
<b>TOTAL</b>	<b>8-0</b>	<b>20/2.5</b>	<b>1-4</b>	<b>.250</b>	<b>1-3</b>	<b>.333</b>	<b>0-2</b>	<b>.000</b>	<b>0</b>	<b>3</b>	<b>3</b>	<b>0.4</b>	<b>3</b>	<b>0</b>	<b>2</b>	<b>3</b>	<b>0</b>	<b>1</b>	<b>3</b>	<b>0.4</b>

### JAMES, Josh

Season	gp-gs	min/avg	Total		3-Point		F-Throws		Rebounds				Other					Scoring		
			fg-fga	pct	fg-fga	pct	ft-fa	pct	off	def	tot	avg	pf	fo	ast	to	blk	stl	pts	avg
2013-14	21-0	122/5.8	17-25	.680	0-0	.000	9-11	.818	12	15	27	1.3	22	0	3	4	1	4	43	2.0
2014-15	31-13	396/12.8	38-79	.481	0-0	.000	22-32	.688	29	58	87	2.8	63	2	12	32	16	9	98	3.2
2016-17	30-0	234/7.8	18-39	.462	0-0	.000	13-17	.765	28	42	70	2.3	47	1	1	7	4	4	49	1.6
<b>TOTAL</b>	<b>82-13</b>	<b>752/9.2</b>	<b>73-143</b>	<b>.510</b>	<b>0-0</b>	<b>.000</b>	<b>44-60</b>	<b>.733</b>	<b>69</b>	<b>115</b>	<b>184</b>	<b>2.2</b>	<b>132</b>	<b>3</b>	<b>16</b>	<b>43</b>	<b>21</b>	<b>17</b>	<b>190</b>	<b>2.3</b>

### McCALL, D.J.

Season	gp-gs	min/avg	Total		3-Point		F-Throws		Rebounds				Other					Scoring		
			fg-fga	pct	fg-fga	pct	ft-fa	pct	off	def	tot	avg	pf	fo	ast	to	blk	stl	pts	avg
2014-15	31-15	664/21.4	52-124	.419	6-19	.316	39-61	.639	31	58	89	2.9	49	1	38	55	1	19	149	4.8
2016-17	30-20	635/21.2	47-115	.409	5-18	.278	42-73	.575	61	91	152	5.1	66	0	47	38	8	21	141	4.7
<b>TOTAL</b>	<b>61-35</b>	<b>1299/21.3</b>	<b>99-239</b>	<b>.414</b>	<b>11-37</b>	<b>.297</b>	<b>81-134</b>	<b>.604</b>	<b>92</b>	<b>149</b>	<b>241</b>	<b>4.0</b>	<b>115</b>	<b>1</b>	<b>85</b>	<b>93</b>	<b>9</b>	<b>40</b>	<b>290</b>	<b>4.8</b>

## IUPUI PLAYER CAREER STATS

### O'LEARY, Matt

Season	gp-gs	min/avg	Total		3-Point		F-Throws		Rebounds				Scoring							
			fg-fga	pct	fg-fga	pct	ft-fa	pct	off	def	tot	avg	pf	fo	ast	to	blk	stl	pts	avg
2015-16	32-32	896/28.0	128-264	.485	28-101	.277	45-78	.577	40	151	191	6.0	70	2	69	56	10	32	329	10.3
2016-17	30-30	894/29.8	154-303	.508	65-141	.461	54-74	.730	29	156	185	6.2	63	0	70	49	14	30	427	14.2
<b>TOTAL</b>	<b>62-62</b>	<b>1790/28.9</b>	<b>282-567</b>	<b>.497</b>	<b>93-242</b>	<b>.384</b>	<b>99-152</b>	<b>.651</b>	<b>69</b>	<b>307</b>	<b>376</b>	<b>6.1</b>	<b>133</b>	<b>2</b>	<b>139</b>	<b>105</b>	<b>24</b>	<b>62</b>	<b>756</b>	<b>12.2</b>

### PATTERSON, Ron

Season	gp-gs	min/avg	Total		3-Point		F-Throws		Rebounds				Scoring							
			fg-fga	pct	fg-fga	pct	ft-fa	pct	off	def	tot	avg	pf	fo	ast	to	blk	stl	pts	avg
2016-17	30-10	712/23.7	104-229	.454	61-148	.412	21-30	.700	13	63	76	2.5	68	2	60	37	13	40	290	9.7
<b>TOTAL</b>	<b>30-10</b>	<b>712/23.7</b>	<b>104-229</b>	<b>.454</b>	<b>61-148</b>	<b>.412</b>	<b>21-30</b>	<b>.700</b>	<b>13</b>	<b>63</b>	<b>76</b>	<b>2.5</b>	<b>68</b>	<b>2</b>	<b>60</b>	<b>37</b>	<b>13</b>	<b>40</b>	<b>290</b>	<b>9.7</b>

### SINN, Grant

Season	gp-gs	min/avg	Total		3-Point		F-Throws		Rebounds				Scoring							
			fg-fga	pct	fg-fga	pct	ft-fa	pct	off	def	tot	avg	pf	fo	ast	to	blk	stl	pts	avg
2015-16	8-0	8/1.0	0-3	.000	0-3	.000	0-0	.000	0	1	1	0.1	0	0	0	1	0	0	0	0.0
2016-17	6-0	11/1.8	1-6	.167	1-6	.167	0-0	.000	1	0	1	0.2	2	0	0	0	0	0	3	0.5
<b>TOTAL</b>	<b>14-0</b>	<b>19/1.4</b>	<b>1-9</b>	<b>.111</b>	<b>1-9</b>	<b>.111</b>	<b>0-0</b>	<b>.000</b>	<b>1</b>	<b>1</b>	<b>2</b>	<b>0.1</b>	<b>2</b>	<b>0</b>	<b>0</b>	<b>1</b>	<b>0</b>	<b>0</b>	<b>3</b>	<b>0.2</b>

### THOMAS, Kellon

Season	gp-gs	min/avg	Total		3-Point		F-Throws		Rebounds				Scoring							
			fg-fga	pct	fg-fga	pct	ft-fa	pct	off	def	tot	avg	pf	fo	ast	to	blk	stl	pts	avg
2016-17	30-30	843/28.1	87-249	.349	29-83	.349	85-94	.904	13	51	64	2.1	63	1	83	41	0	27	288	9.6
<b>TOTAL</b>	<b>30-30</b>	<b>843/28.1</b>	<b>87-249</b>	<b>.349</b>	<b>29-83</b>	<b>.349</b>	<b>85-94</b>	<b>.904</b>	<b>13</b>	<b>51</b>	<b>64</b>	<b>2.1</b>	<b>63</b>	<b>1</b>	<b>83</b>	<b>41</b>	<b>0</b>	<b>27</b>	<b>288</b>	<b>9.6</b>

### THOMAS, Noah

Season	gp-gs	min/avg	Total		3-Point		F-Throws		Rebounds				Scoring							
			fg-fga	pct	fg-fga	pct	ft-fa	pct	off	def	tot	avg	pf	fo	ast	to	blk	stl	pts	avg
2016-17	6-0	18/3.0	1-5	.200	0-1	.000	3-4	.750	1	3	4	0.7	6	0	0	6	0	0	5	0.8
<b>TOTAL</b>	<b>6-0</b>	<b>18/3.0</b>	<b>1-5</b>	<b>.200</b>	<b>0-1</b>	<b>.000</b>	<b>3-4</b>	<b>.750</b>	<b>1</b>	<b>3</b>	<b>4</b>	<b>0.7</b>	<b>6</b>	<b>0</b>	<b>0</b>	<b>6</b>	<b>0</b>	<b>0</b>	<b>5</b>	<b>0.8</b>

## ACTIVE PLAYER CAREER RANKINGS

Games Played		Games Started		Minutes		Points		Rebounds		Assists		Steals	
1. Brennan	90	1. O'Leary	62	1. Combs	1917	1. Combs	1009	1. O'Leary	376	1. Combs	155	1. O'Leary	62
2. James	82	2. Combs	59	2. O'Leary	1790	2. O'Leary	756	2. Brennan	299	2. O'Leary	139	2. Henderson	58
t-3. Henderson	62	3. Brennan	40	3. Brennan	1703	3. Brennan	561	3. McCall	241	t-3. Henderson	85	3. Combs	53
t-3. O'Leary	62	4. McCall	35	4. McCall	1289	4. Hall	333	4. Hall	241	t-3. McCall	85	4. Brennan	48
t-5. Combs	61	5. Hall	34	5. Henderson	1039	5. Henderson	322	5. James	184	5. Brennan	84	t-5. McCall	40
t-5. McCall	61	6. K. Thomas	30	6. Hall	948	6. McCall	290	6. Combs	140	6. K. Thomas	83	t-5. Patterson	40
7. Hall	51	7. James	13	7. K. Thomas	844	7. Patterson	290	7. Henderson	94	7. Patterson	60	7. K. Thomas	27
t-8. Patterson	30	8. Patterson	10	8. James	752	8. K. Thomas	288	8. Patterson	76	8. Hall	29	8. Hall	23
t-8. K. Thomas	30	9. Henderson	2	9. Patterson	712	9. James	190	9. K. Thomas	64	9. James	16	9. James	17
t-10. Fraser	14	t-10. Fraser	0	10. Fraser	81	10. Fraser	18	10. Fraser	14	10. Hudson	2	10. Hudson	1
t-10. Sinn	14	t-10. Hudson	0	11. Hudson	20	11. N. Thomas	5	11. N. Thomas	4	t-11. Fraser	0	t-11. Fraser	0
12. Hudson	8	t-10. Sinn	0	12. Sinn	19	t-12. Hudson	3	12. Hudson	3	t-11. Sinn	0	t-11. Sinn	0
13. N. Thomas	6	t-10. N. Thomas	0	13. N. Thomas	18	t-12. Sinn	3	13. Sinn	2	t-11. N. Thomas	0	t-11. N. Thomas	0

Field Goals Made		FG Attempts		Free Throws Made		FT Attempts		Threes Made		Threes Attempted		Blocks	
1. Combs	341	1. Combs	802	1. Combs	212	1. Combs	279	1. Combs	116	1. Combs	312	1. Hall	31
2. O'Leary	283	2. O'Leary	567	2. O'Leary	98	2. O'Leary	156	2. O'Leary	93	2. O'Leary	243	2. Brennan	26
3. Brennan	220	3. Brennan	466	3. Brennan	93	t-3. Hall	134	3. Patterson	61	3. Patterson	148	3. O'Leary	24
4. Hall	140	t-4. Hall	250	4. K. Thomas	85	t-3. McCall	134	4. Henderson	51	4. Henderson	133	4. James	21
5. Henderson	109	t-4. Henderson	250	5. McCall	81	5. Brennan	122	5. K. Thomas	31	5. K. Thomas	83	5. Patterson	13
6. Patterson	100	6. K. Thomas	249	6. Henderson	61	6. K. Thomas	94	6. Brennan	28	6. Brennan	67	6. McCall	9
7. McCall	99	7. McCall	239	7. Hall	52	7. Henderson	83	7. McCall	11	7. McCall	37	7. Henderson	7
8. K. Thomas	87	8. Patterson	229	8. James	44	8. James	60	t-8. Hall	1	8. Sinn	9	8. Combs	5
9. James	73	9. James	143	9. Patterson	21	9. Patterson	30	t-8. Hudson	1	9. Hudson	3	9. Fraser	3
10. Fraser	6	10. Fraser	14	10. Fraser	6	10. Fraser	14	t-8. Sinn	1	t-10. Hall	1	t-10. Hudson	0
t-11. Hudson	1	11. Sinn	9	11. N. Thomas	3	11. N. Thomas	4	t-11. Fraser	0	t-10. N. Thomas	1	t-10. Sinn	0
t-11. Sinn	1	12. N. Thomas	5	t-12. Hudson	0	12. Hudson	2	t-11. James	0	t-12. Fraser	0	t-10. K. Thomas	0
t-11. N. Thomas	1	13. Hudson	4	t-12. Sinn	0	13. Sinn	0	t-11. N. Thomas	0	t-12. James	0	t-10. N. Thomas	0

## IUPUI RETURNER/TRANSFER CAREER-HIGHS

### #0 DARELL COMBS - CAREER HIGHS

<b>Points:</b>	32	vs. South Dakota (2/25/16)
<b>Rebounds:</b>	7	at Marquette (11/16/15)
<b>Assists:</b>	8	vs. Fort Wayne (2/27/16)
<b>FG:</b>	11	twice
<b>FGA:</b>	20	vs. South Dakota (2/25/16)
<b>3FG:</b>	6	three times
<b>3FGA:</b>	11	vs. South Dakota (2/25/16)
<b>FT:</b>	9	twice
<b>FTA:</b>	14	at Indiana St. (11/13/15)
<b>Blocks:</b>	2	vs. Marian (12/28/16)
<b>Steals:</b>	4	at Georgia State (11/27/15)
<b>Minutes:</b>	39	twice

### #11 JOSH JAMES - CAREER HIGHS

<b>Points:</b>	17	vs. Judson (1/2/14)
<b>Rebounds:</b>	10	vs. Omaha (2/28/15)
<b>Assists:</b>	2	at Oral Roberts (1/7/15)
<b>FG:</b>	7	vs. Judson (1/2/14)
<b>FGA:</b>	8	vs. Judson (1/2/14)
<b>3FG:</b>	---	
<b>3FGA:</b>	---	
<b>FT:</b>	3	twice
<b>FTA:</b>	4	twice
<b>Blocks:</b>	2	five times
<b>Steals:</b>	3	vs. South Dakota (1/24/15)
<b>Minutes:</b>	30	vs. Omaha (2/28/15)

### #22 D.J. MCCALL - CAREER HIGHS

<b>Points:</b>	21	at Oral Roberts (1/14/17)
<b>Rebounds:</b>	13	at Ball State (12/3/16)
<b>Assists:</b>	7	vs. Marian (12/28/16)
<b>FG:</b>	8	at Oral Roberts (1/14/17)
<b>FGA:</b>	12	at Oral Roberts (1/14/17)
<b>3FG:</b>	3	at Oral Roberts (1/14/17)
<b>3FGA:</b>	5	at Oral Roberts (1/14/17)
<b>FT:</b>	7	twice
<b>FTA:</b>	10	at N.C. Central (12/29/14)
<b>Blocks:</b>	1	nine times
<b>Steals:</b>	3	twice
<b>Minutes:</b>	38	at North Dakota State (2/19/15)

### #45 AARON BRENNAN - CAREER HIGHS

<b>Points:</b>	18	vs. North Dakota State (2/1/17)
<b>Rebounds:</b>	8	vs. North Dakota State (2/1/17)
<b>Assists:</b>	4	twice
<b>FG:</b>	7	twice
<b>FGA:</b>	16	vs. North Dakota State (2/1/17)
<b>3FG:</b>	3	vs. Marian (12/28/16)
<b>3FGA:</b>	4	twice
<b>FT:</b>	6	vs. Omaha (2/28/15)
<b>FTA:</b>	7	vs. Omaha (2/28/15)
<b>Blocks:</b>	3	at South Dakota (1/1/16)
<b>Steals:</b>	3	three times
<b>Minutes:</b>	34	vs. Omaha (2/28/15)

### #1 T.J. HENDERSON - CAREER HIGHS

<b>Points:</b>	16	vs. Omaha (2/17/16)
<b>Rebounds:</b>	7	vs. North Dakota State (3/6/16)
<b>Assists:</b>	6	at SIUE (11/26/16)
<b>FG:</b>	6	vs. Omaha (2/17/16)
<b>FGA:</b>	10	at Butler (12/28/15)
<b>3FG:</b>	3	four times
<b>3FGA:</b>	6	four times
<b>FT:</b>	5	vs. Western Illinois (12/31/16)
<b>FTA:</b>	6	vs. South Dakota (2/25/17)
<b>Blocks:</b>	2	vs. South Dakota (2/25/17)
<b>Steals:</b>	4	twice
<b>Minutes:</b>	30	vs. South Alabama (11/24/15)

### #15 MATT O'LEARY - CAREER HIGHS

<b>Points:</b>	25	at Illinois (12/6/16)
<b>Rebounds:</b>	12	vs. North Dakota State (3/6/16)
<b>Assists:</b>	9	vs. Fort Wayne (2/27/16)
<b>FG:</b>	9	five times
<b>FGA:</b>	19	at South Dakota State (2/15/17)
<b>3FG:</b>	6	vs. North Dakota State (2/1/17)
<b>3FGA:</b>	10	at South Dakota State (2/15/17)
<b>FT:</b>	7	at Illinois (12/6/16)
<b>FTA:</b>	8	at Illinois (12/6/16)
<b>Blocks:</b>	3	vs. Marian (12/28/16)
<b>Steals:</b>	5	twice
<b>Minutes:</b>	41	vs. North Dakota State (2/1/17)

### #24 EVAN HALL - CAREER HIGHS

<b>Points:</b>	21	vs. Omaha (1/11/17)
<b>Rebounds:</b>	11	twice
<b>Assists:</b>	4	vs. Urbana (12/12/16)
<b>FG:</b>	9	vs. Omaha (1/11/17)
<b>FGA:</b>	12	at Northwestern (12/20/16)
<b>3FG:</b>	1	at Indiana St. (11/13/15)
<b>3FGA:</b>	1	at Indiana St. (11/13/15)
<b>FT:</b>	8	vs. Urbana (12/12/16)
<b>FTA:</b>	9	twice
<b>Blocks:</b>	3	three times
<b>Steals:</b>	2	six times
<b>Minutes:</b>	33	vs. South Dakota State (1/18/17)

### #5 KELLON THOMAS - CAREER HIGHS

<b>Points:</b>	25	at Omaha (2/8/17)
<b>Rebounds:</b>	6	vs. South Dakota (2/25/17)
<b>Assists:</b>	6	three times
<b>FG:</b>	8	at NJIT (12/7/15)
<b>FGA:</b>	15	twice
<b>3FG:</b>	6	at NJIT (12/7/15)
<b>3FGA:</b>	11	at Miami (Ohio) (2/27/16)
<b>FT:</b>	13	at Omaha (2/8/17)
<b>FTA:</b>	13	twice
<b>Blocks:</b>	1	three times
<b>Steals:</b>	3	twice
<b>Minutes:</b>	36	vs. Omaha (1/11/17)

### #20 GRANT SINN - CAREER HIGHS

<b>Points:</b>	3	vs. Urbana (12/12/16)
<b>Rebounds:</b>	1	twice
<b>Assists:</b>	-	---
<b>FG:</b>	1	vs. Urbana (12/12/16)
<b>FGA:</b>	2	twice
<b>3FG:</b>	1	vs. Urbana (12/12/16)
<b>3FGA:</b>	2	twice
<b>FT:</b>	-	---
<b>FTA:</b>	-	---
<b>Blocks:</b>	-	---
<b>Steals:</b>	-	---
<b>Minutes:</b>	4	vs. Urbana (12/12/16)

### #25 RON PATTERSON - CAREER HIGHS

<b>Points:</b>	19	vs. South Dakota State (1/18/17)
<b>Rebounds:</b>	6	vs. Urbana (12/12/16)
<b>Assists:</b>	6	at Southern Utah (12/17/16)
<b>FG:</b>	7	vs. South Dakota State (1/18/17)
<b>FGA:</b>	15	at Marquette (11/22/16)
<b>3FG:</b>	5	twice
<b>3FGA:</b>	9	twice
<b>FT:</b>	3	twice
<b>FTA:</b>	6	at Virginia Tech (1/3/15)
<b>Blocks:</b>	2	five times
<b>Steals:</b>	4	at Marquette (11/22/16)
<b>Minutes:</b>	31	three times

## FIRST-YEAR PLAYER SEASON/CAREER-HIGHS

	#2 ANTHONY JONES	#12 CHAD HUDSON	#32 ELYJAH GOSS	#33 GIOVANNI FRASER	#35 NOAH THOMAS	#40 EVAN BORGMAN
<b>Points:</b>	---	3 vs. Urbana	---	5 vs. Marian	2 - twice	---
<b>Rebounds:</b>	---	1 - three times	---	4 at S. Utah	3 vs. Urbana	---
<b>Assists:</b>	---	1 - twice	---	---	---	---
<b>FG:</b>	---	1 vs. Urbana	---	2 - twice	1 at S. Utah	---
<b>FGA:</b>	---	2 vs. Urbana	---	4 at Marquette	2 - twice	---
<b>3FG:</b>	---	1 vs. Urbana	---	---	---	---
<b>3FGA:</b>	---	2 vs. Urbana	---	---	1 at S. Utah	---
<b>FT:</b>	---	---	---	2 at S. Utah	2 vs. Urbana	---
<b>FTA:</b>	---	2 vs. Howard	---	6 at S. Utah	2 - twice	---
<b>Blocks:</b>	---	---	---	1 - three times	---	---
<b>Steals:</b>	---	1 vs. Howard	---	---	---	---
<b>Minutes:</b>	---	5 vs. Urbana	---	13 vs. Urbana	5 vs. Urbana	---

# LAST FOUR BOX SCORES

## GAME #27 • SOUTH DAKOTA STATE 81, IUPUI 67 (BROOKINGS, S.D.)

IUPUI 67 • 11-16, 5-8

##	Player	Total			3-Ptr			Rebounds			PF	TP	A	TO	Blk	Stl	Min
		FG-FGA	FG-FGA	FT-FTA	FG-FGA	FG-FGA	FT-FTA	Off	Def	Tot							
15	O'LEARY, Matt	f	9-19	5-10	0-0	3	7	10	4	23	2	2	0	1	36		
45	BRENNAN, Aaron	f	2-4	1-2	1-2	1	2	3	5	6	1	1	0	2	21		
00	COMBS, Darell	g	5-13	1-7	6-9	1	0	1	2	17	2	2	0	0	33		
05	THOMAS, Kellon	g	3-11	0-2	1-3	0	0	0	3	7	2	1	0	2	30		
22	MCCALL, D.J.	g	0-4	0-1	0-0	2	6	8	3	0	2	1	0	0	19		
01	HENDERSON, T.J.	g	2-8	2-6	0-0	0	0	0	4	6	0	1	0	0	20		
11	JAMES, Josh	g	0-0	0-0	0-0	3	4	7	3	0	0	0	0	0	11		
25	PATTERSON, Ron	g	4-9	0-4	0-0	1	4	5	3	8	1	0	0	1	30		
Team						0	0	0									
Totals			25-68	9-32	8-14	11	23	34	27	67	10	10	0	6	200		

FG % 1st Half: 13-35 37.1% 2nd half: 12-33 36.4% Game: 25-68 36.8%  
 3FG % 1st Half: 6-22 27.3% 2nd half: 3-10 30.0% Game: 9-32 28.1%  
 FT % 1st Half: 1-3 33.3% 2nd half: 7-11 63.6% Game: 8-14 57.1%

### South Dakota State 81 • 13-16, 6-8

##	Player	Total			3-Ptr			Rebounds			PF	TP	A	TO	Blk	Stl	Min
		FG-FGA	FG-FGA	FT-FTA	FG-FGA	FG-FGA	FT-FTA	Off	Def	Tot							
24	Mike Daum	f	7-12	0-1	12-12	3	6	9	4	26	1	3	0	0	37		
25	Lane Severyn	f	1-5	0-4	0-0	0	2	2	4	2	0	0	0	0	19		
03	Chris Howell	g	4-7	0-0	8-9	1	11	12	2	16	3	4	0	0	26		
23	Reed Tellinghuisen	g	6-12	4-9	0-0	0	7	7	1	16	0	1	4	2	38		
50	Michael Orris	g	4-7	0-0	5-9	0	2	2	5	13	7	3	0	0	32		
01	Skyler Flatten	g	3-5	2-4	0-0	1	2	3	1	8	1	2	1	1	27		
02	Tevin King	g	0-1	0-1	0-2	0	4	4	5	0	1	1	0	0	21		
Team						0	1	1									
Totals			25-49	6-19	25-32	5	35	40	22	81	13	14	5	3	200		

FG % 1st Half: 8-21 38.1% 2nd half: 17-28 60.7% Game: 25-49 51.0%  
 3FG % 1st Half: 1-8 12.5% 2nd half: 5-11 45.5% Game: 6-19 31.6%  
 FT % 1st Half: 9-16 56.3% 2nd half: 16-16 100.0% Game: 25-32 78.1%

Officials: Kelly Pfeifer, Jim Schipper, Rhett Lamoreaux  
 Technical fouls: IUPUI-None. South Dakota State-None.  
 Attendance: 2333

Score by periods	1st	2nd	Total
IUPUI	33	34	67
South Dakota State	26	55	81

Last FG - IUPUI 2nd-01:20, SDSU 2nd-00:55.  
 Largest lead - IUPUI by 7 1st-11:14, SDSU by 14 2nd-00:26.  
 IUPUI led for 22:31. SDSU led for 13:36. Game was tied for 03:35.

Points In Off 2nd Fast  
 IUPUI 30 10 12 4 14  
 SDSU 36 9 6 4 8

Score tied - 1 time.  
 Lead changed - 3 times.

## GAME #28 • IUPUI 83, DENVER 72 (DENVER, COLO.)

IUPUI 83 • 12-16, 6-8 SL

##	Player	Total			3-Ptr			Rebounds			PF	TP	A	TO	Blk	Stl	Min
		FG-FGA	FG-FGA	FT-FTA	FG-FGA	FG-FGA	FT-FTA	Off	Def	Tot							
15	O'LEARY, Matt	f	4-7	2-4	2-2	0	5	5	0	12	2	1	0	2	28		
45	BRENNAN, Aaron	f	2-5	1-2	0-0	1	2	3	3	5	1	1	0	1	21		
00	COMBS, Darell	g	6-10	2-5	4-6	0	6	4	18	3	2	0	0	2	26		
05	THOMAS, Kellon	g	3-7	2-2	4-4	1	1	2	0	12	2	1	0	0	26		
22	MCCALL, D.J.	g	0-0	0-0	7-8	2	0	2	3	7	2	0	0	1	25		
01	HENDERSON, T.J.	g	4-7	1-3	1-1	0	1	1	1	10	2	1	1	1	22		
11	JAMES, Josh	g	0-2	0-0	0-0	1	3	4	3	0	0	0	0	0	8		
24	HALL, Evan	g	4-6	0-0	0-2	1	1	2	3	8	0	2	0	0	21		
25	PATTERSON, Ron	g	3-7	2-3	3-3	0	2	2	2	11	1	2	1	2	23		
Team						1	0	1									
Totals			26-51	10-19	21-26	7	21	28	19	83	13	10	2	9	200		

FG % 1st Half: 10-23 43.5% 2nd half: 16-28 57.1% Game: 26-51 51.0%  
 3FG % 1st Half: 6-11 54.5% 2nd half: 4-8 50.0% Game: 10-19 52.6%  
 FT % 1st Half: 5-9 55.6% 2nd half: 16-17 94.1% Game: 21-26 80.8%

### Denver 72 • 16-11, 8-6 SL

##	Player	Total			3-Ptr			Rebounds			PF	TP	A	TO	Blk	Stl	Min
		FG-FGA	FG-FGA	FT-FTA	FG-FGA	FG-FGA	FT-FTA	Off	Def	Tot							
13	C.J. Bobbitt	f	7-11	1-1	9-14	3	4	7	3	24	3	2	1	0	31		
02	Joe Rosga	g	2-10	1-3	2-2	0	2	2	4	7	2	1	0	1	36		
05	Jake Pemberton	g	7-9	2-4	0-0	0	2	2	1	16	5	5	0	1	38		
15	Thomas Neff	g	3-9	1-5	0-0	1	2	3	5	7	1	2	0	0	35		
00	Ade Murkey	g	2-3	0-0	3-3	0	2	2	1	7	0	0	1	1	4		
03	Bradley George	g	1-2	0-1	0-0	0	1	1	1	2	0	0	0	0	1		
11	Jake Krafla	g	1-2	0-1	0-1	0	4	1	0	2	0	0	0	0	16		
24	Christian Mackey	g	1-1	0-0	0-0	2	0	2	0	2	1	0	0	0	9		
32	Abiola Akintola	g	0-0	0-0	1-2	0	2	2	0	1	0	0	0	0	10		
Team						1	1	2									
Totals			26-53	5-15	15-22	9	21	30	20	72	12	12	1	4	200		

FG % 1st Half: 15-27 55.6% 2nd half: 11-26 42.3% Game: 26-53 49.1%  
 3FG % 1st Half: 3-9 33.3% 2nd half: 2-6 33.3% Game: 5-15 33.3%  
 FT % 1st Half: 2-4 50.0% 2nd half: 13-18 72.2% Game: 15-22 68.2%

Officials: Rob Kueneman, Doran Gotchall, Todd Williams  
 Technical fouls: IUPUI-None. Denver-None.  
 Attendance: 1612

Score by periods	1st	2nd	Total
IUPUI	31	52	83
Denver	35	37	72

Points In Off 2nd Fast  
 IUPUI 31 10 12 4 14  
 DEN 36 9 6 4 8

Score tied - 1 time.  
 Lead changed - 1 time.

Last FG - IUPUI 2nd-02:23, DEN 2nd-00:14.  
 Largest lead - IUPUI by 16 2nd-01:36, DEN by 10 1st-14:58.  
 IUPUI led for 16:30. DEN led for 22:30. Game was tied for 01:00.

## GAME #29 • IUPUI 83, FORT WAYNE 82 (INDIANA FARMERS COLISEUM)

Fort Wayne 82 • 18-11, 7-8

##	Player	Total			3-Ptr			Rebounds			PF	TP	A	TO	Blk	Stl	Min
		FG-FGA	FG-FGA	FT-FTA	FG-FGA	FG-FGA	FT-FTA	Off	Def	Tot							
55	John Konchar	f	5-10	0-2	4-5	2	7	9	3	14	4	0	0	1	36		
45	Brent Calhoun	c	7-7	0-0	4-7	1	3	4	4	18	2	5	0	0	25		
00	Mo Evans	g	3-11	3-8	2-2	0	3	3	3	11	4	6	0	2	33		
01	Bryson Scott	g	5-11	1-5	1-1	0	2	2	3	12	4	6	0	3	24		
32	Kason Harrell	g	6-6	5-5	2-2	0	4	4	4	19	1	2	1	0	34		
02	Deangelo Stewart	g	0-1	0-1	0-0	0	1	1	0	0	1	2	0	0	10		
05	Charles Ruse Jr.	g	0-0	0-0	0-0	0	0	0	1	0	0	1	0	0	3		
10	Jax Levitch	g	1-1	1-1	0-1	2	1	3	4	3	1	1	0	0	20		
22	Xzavier Taylor	g	2-3	0-0	1-1	0	1	1	3	5	1	0	0	0	15		
Team						2	1	3									
Totals			29-50	10-22	14-19	7	23	30	25	82	18	23	1	6	200		

FG % 1st Half: 13-24 54.2% 2nd half: 16-26 61.5% Game: 29-50 58.0%  
 3FG % 1st Half: 3-10 30.0% 2nd half: 7-12 58.3% Game: 10-22 45.5%  
 FT % 1st Half: 6-8 75.0% 2nd half: 8-11 72.7% Game: 14-19 73.7%

### IUPUI 83 • 13-16, 7-8

##	Player	Total			3-Ptr			Rebounds			PF	TP	A	TO	Blk	Stl	Min
		FG-FGA	FG-FGA	FT-FTA	FG-FGA	FG-FGA	FT-FTA	Off	Def	Tot							
15	O'LEARY, Matt	f	4-12	1-6	5-7	1	4	5	4	14	2	1	0	5	34		
45	BRENNAN, Aaron	f	2-3	1-1	0-0	0	1	1	5	5	1	0	0	0	15		
00	COMBS, Darell	g	6-13	3-7	5-7	1	1	2	2	20	1	2	0	0	35		
05	THOMAS, Kellon	g	3-6	1-3	5-6	0	0	0	1	12	1	3	0	1	25		
22	MCCALL, D.J.	g	2-4	0-0	1-2	1	3	4	0	5	2	0	0	2	24		
01	HENDERSON, T.J.	g	1-2	0-0	2-2	0	0	0	2	4	2	2	0	2	14		
11	JAMES, Josh	g	1-1	0-0	2-2	0	0	0	0	4	0	0	0	1	10		
24	HALL, Evan	g	4-5	0-0	0-2	2	4	6	5	8	0	1	1	1	19		
25	PATTERSON, Ron	g	4-8	2-5	1-2	0	3	3	2	11	2	1	0	2	24		
Team						1	0	1									
Totals			27-54	8-22	21-30	6	16	22	21	83	11	10	1	14	200		

FG % 1st Half: 14-30 46.7% 2nd half: 13-24 54.2% Game: 27-54 50.0%  
 3FG % 1st Half: 3-13 23.1% 2nd half: 5-9 55.6% Game: 8-22 36.4%  
 FT % 1st Half: 4-6 66.7% 2nd half: 17-24 70.8% Game: 21-30 70.0%

Officials: Frank Spencer (R), Chris Beaver, Courtney Green  
 Technical fouls: Fort Wayne-Bryson Scott; Xzavier Taylor. IUPUI-HALL, Evan;  
 O'LEARY, Matt.  
 Attendance: 1543

Score by periods	1st	2nd	Total
Fort Wayne	35	47	82